

F **S**

15GN03MA

- High Cut-off Frequency: $f_T = 1.5$ GHz Typ
- High Gain: $|S_{21e}|^2 = 13$ dB Typ ($f = 1$ GHz)
-

I_C , COLLECTOR CURRENT (mA)

V_{CE} , COLLECTOR-TO-EMITTER VOLTAGE (V)

-

h_{FE} , DC CURRENT GAIN

I_C , COLLECTOR CURRENT (mA)

-

C_{ob} , OUTPUT CAPACITANCE (pF)

V_{CB} , COLLECTOR-TO-BASE VOLTAGE (V)

-

I_C , COLLECTOR CURRENT (mA)

V_{BE} , BASE-TO-EMITTER VOLTAGE (V)

-

f_T , GAIN-BANDWIDTH PRODUCT (GHz)

I_C , COLLECTOR CURRENT (mA)

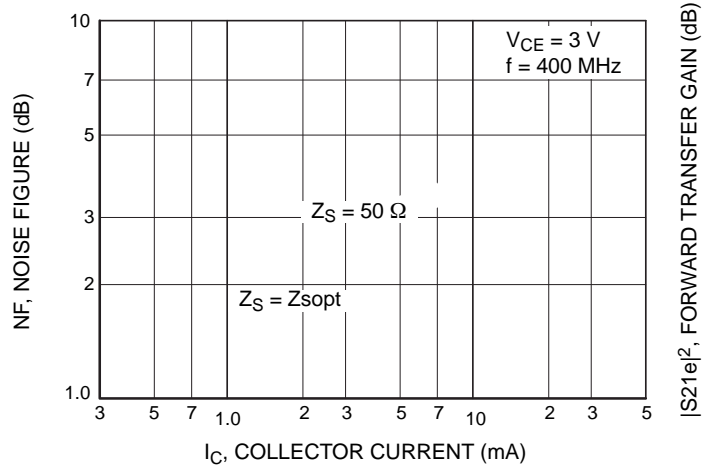
-

C_{re} , REVERSE TRANSFER CAPACITANCE (pF)

V_{CB} , COLLECTOR-TO-BASE VOLTAGE (V)

-



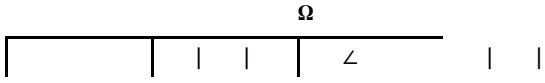


$|S_{21e}|^2$, FORWARD TRANSFER GAIN (dB)

I_C , COLLECTOR CURRENT (mA)

P_C , COLLECTOR DISSIPATION (mW)

T_A , AMBIENT TEMPERATURE ($^{\circ}\text{C}$)



Ω

		∠		∠		∠		∠
100	0.648	-111.11	13.755	118.07	0.025	49.17	0.710	-

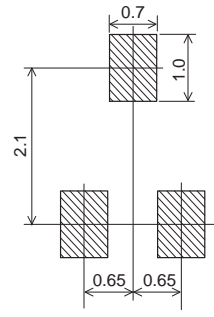


Ω

		∠		∠		∠		∠
100	0.574	-141.90	16.518	106.28	0.017	56.75	0.594	-17.60
200	0.584	-161.69	8.702	92.68	0.024	65.21	0.541	-16.13
300	0.587	-169.42	5.851	85.19	0.033	71.56	0.531	-16.69
400	0.596	-174.12	4.433	79.42	0.042	77.01	0.532	-18.41
500	0.599	-177.29	3.570	74.54	0.053	82.34	0.536	-20.78
600	0.609	179.93	2.987	70.07	0.063	84.47	0.545	-23.60
700	0.616	177.48	2.574	65.88	0.073	86.83	0.550	-26.54
800	0.621	175.27	2.268	61.99	0.085	88.18	0.559	-29.78
900	0.631	173.12	2.033	58.20	0.096	90.72	0.571	-33.08
1000	0.638	170.96	1.845	54.81	0.111	91.80	0.582	-36.46

Ω

		∠		∠		∠		∠
100	0.578	-151.54	16.222	102.78	0.015	58.15	0.564	-16.24
200	0.596	-166.79	8.428	90.13	0.023	71.59	0.524	-14.78
300	0.603	-172.63	5.641	82.89	0.033	76.27	0.520	-15.94
400	0.611	-176.28	4.254	77.21	0.043	79.95	0.521	-17.71
500	0.618	-178.98	3.421	72.11	0.052	83.78	0.530	-20.31
600	0.629	178.44	2.851	67.60	0.064	86.83	0.538	-23.39
700	0.639	176.23	2.452	63.15	0.074	88.24	0.546	-26.40
800	0.647	174.01	2.155	59.33	0.087	89.54	0.555	-29.74
900	0.657	171.87	1.921	55.44	0.099	92.59	0.568	-33.37
1000	0.664	169.65	1.740	51.95	0.113	94.10	0.581	-36.94

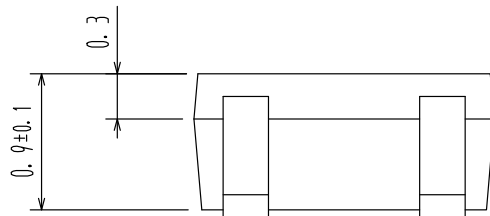
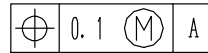
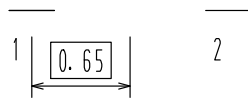
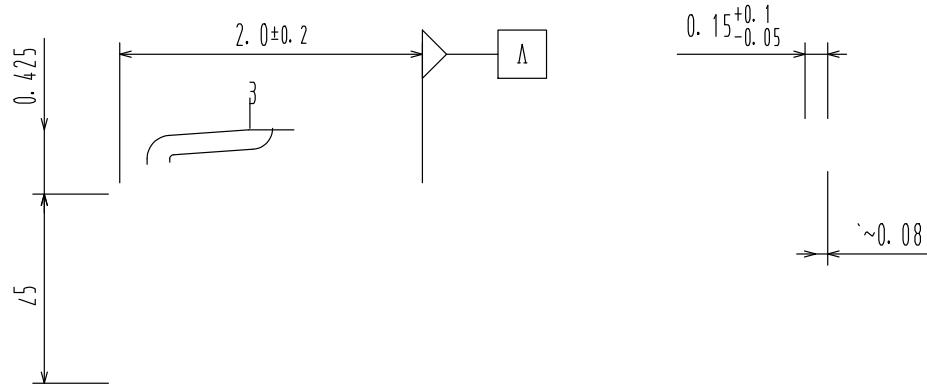


Unit: mm



SC-70 / MCP3
CASE 419AJ
ISSUE O

DATE 30 NOV 2011



onsemi, **onsemi**, and other names, marks, and brands are registered and/or common law trademarks of Semiconductor Components Industries, LLC dba "**onsemi**" or its affiliates and/or subsidiaries in the United States and/or other countries. **onsemi** owns the rights to a number of patents, trademarks, copyrights, trade secrets, and other intellectual property. A listing of **onsemi**'s product/patent coverage may be accessed at www.onsemi.com/site/pdf/Patent-Marking.pdf. **onsemi** reserves the right to make changes at any time to any products or information herein, without notice. The information herein is provided "as-is" and **onsemi** makes no warranty, representation or guarantee regarding the accuracy of the information, product features, availability, functionality, or suitability of its products for any particular purpose, nor does **onsemi** assume any liability arising out of the application or use of any product or circuit, and specifically disclaims any and all liability, including without limitation special, consequential or incidental damages. Buyer is responsible for its products and applications using **onsemi**
