

RF T

10 V, 70 mA, $f_T = 7$ GHz, NPN Single SSFP

2SC5488A

Features

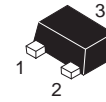
- Low-noise: $NF = 1.0$ dB Typ ($f = 1$ GHz)
- High Gain: $|S_{21e}|^2 = 12$ dB Typ ($f = 1$ GHz)
- High Cut-off Frequency: $f_T = 7$ GHz Typ
- Ultrasmall, Slim Flat-lead Package (1.4 mm x 0.8 mm x 0.6 mm)
- This Device is Pb-Free and Halogen Free

Specifications

ABSOLUTE MAXIMUM RATINGS ($T_A = 25^\circ\text{C}$)

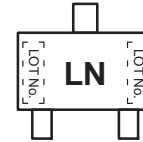
Symbol	Parameter	Value	Unit
V_{CBO}	Collector-to-Base Voltage	20	V
V_{CEO}	Collector-to-Emitter Voltage	10	V
V_{EBO}	Emitter-to-Base Voltage	2	V
I_C	Collector Current	70	mA
P_C	Collector Dissipation	100	mW
T_J	Junction Temperature	150	$^\circ\text{C}$
T_{stg}	Storage Temperature	-55 to +150	$^\circ\text{C}$

Stresses exceeding those listed in the Maximum Ratings table may damage the device. If any of these limits are exceeded, device functionality should not be assumed, damage may occur and reliability may be affected.



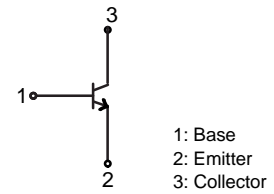
SOT-623 / SSFP
CASE 631AC

MARKING DIAGRAM



LN = Specific Device Code

ELECTRICAL CONNECTION



ORDERING INFORMATION

Device	Package	Shipping†
2SC5488A-TL-H	SOT-623 / SSFP (Pb-Free, Halide Free)	8000 / Tape & Reel

†For information on tape and reel specifications, including part orientation and tape sizes, please refer to our Tape and Reel Packaging Specification Brochure, [BRD8011/D](#).

h_{FE} , DC CURRENT GAIN

Figure 1. $h_{FE} - I_C$

f_T , GAIN-BANDWIDTH PRODUCT (GHz)

Figure 2. $f_T - I_C$

C_{ob} ,

V_{CB} , COLLECTOR-TO-BASE VOLTAGE (V)

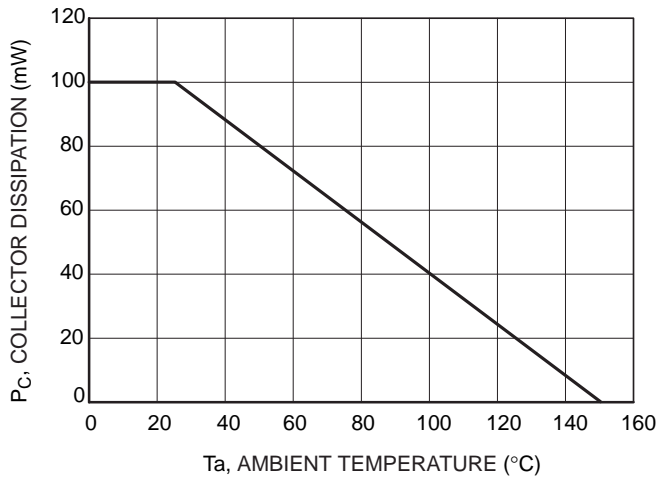


Figure 7. P_C – T_a

Land Pattern Example

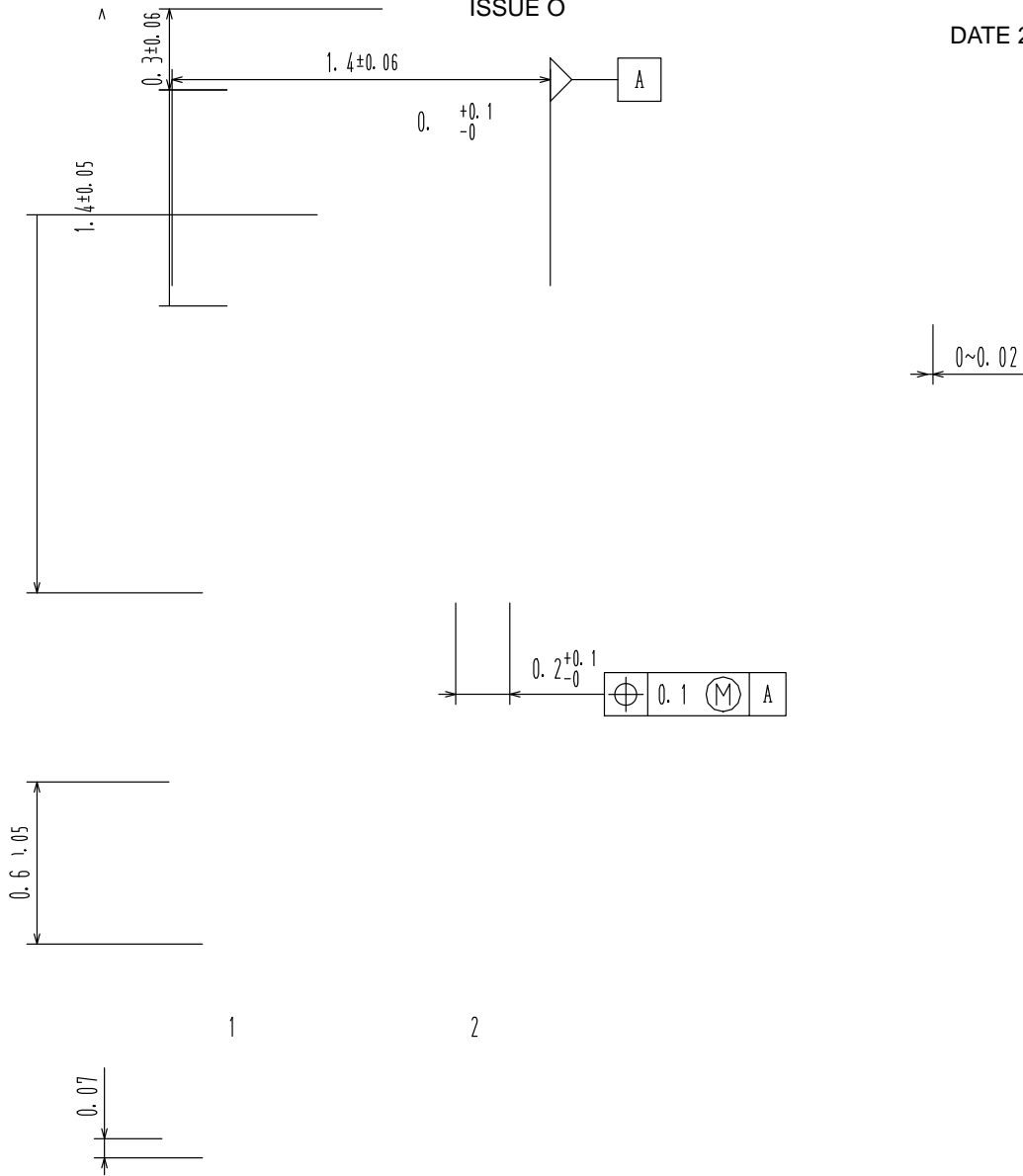
Unit: mm



Figure 8. Land Pattern Example

SOT-623 / SSFP
CASE 631AC
ISSUE O

DATE 29 FEB 2012



onsemi, **onsemi**, and other names, marks, and brands are registered and/or common law trademarks of Semiconductor Components Industries, LLC dba "**onsemi**" or its affiliates and/or subsidiaries in the United States and/or other countries. **onsemi** owns the rights to a number of patents, trademarks, copyrights, trade secrets, and other intellectual property. A listing of **onsemi**'s product/patent coverage may be accessed at www.onsemi.com/site/pdf/Patent-Marking.pdf. **onsemi** reserves the right to make changes at any time to any products or information herein, without notice. The information herein is provided "as-is" and **onsemi** makes no warranty, representation or guarantee regarding the accuracy of the information, product features, availability, functionality, or suitability of its products for any particular purpose, nor does **onsemi** assume any liability arising out of the application or use of any product or circuit, and specifically disclaims any and all liability, including without limitation special, consequential or incidental damages. Buyer is responsible for its products and applications using **onsemi**
