

HAR 

A5191HR

Description

A5191HRT

Table 2. DC CHARACTERISTICS

Symbol	Parameter	V _{DD}	Min	Typ	Max	Units

A5191HRT

Table 4. MODEM CHARACTERISTICS

Parameter	Min	Typ	Max	Units

Table 5. CERAMIC RESONATOR – External Clock Specifications

Parameter	Min	Typ	Max	Units

TYPICAL APPLICATION

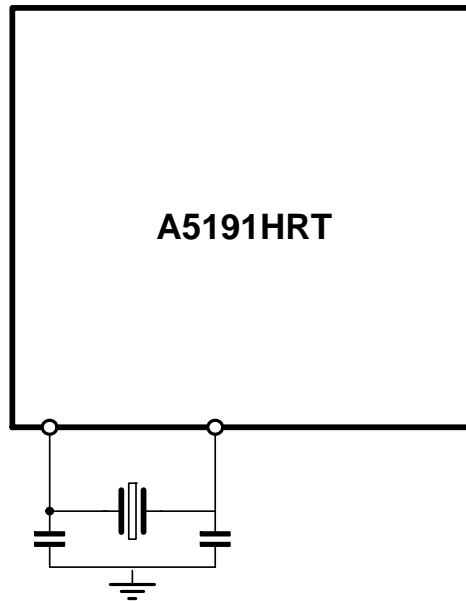


Figure 2. Application Diagram A5191HRT

A5191HRT

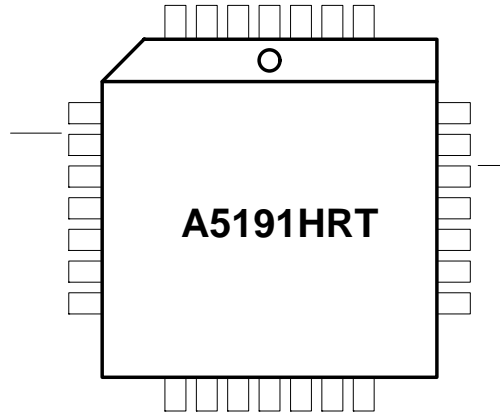


Figure 3. Pin Out A5191HRT in 28-pin PLCC

Table 6. PIN OUT SUMMARY 28-PIN PLCC

Pin No.	Signal Name	Type	Pin Description
		-	

A5191HRT

000

191HRT

A5191HRT

Pin Descriptions

Table 8. PIN DESCRIPTIONS

Symbol	Pin Name	Description

A5191HRT



Internal Oscillator Option

The oscillator cell will function with either a 460.8 kHz crystal or ceramic resonator. A parallel resonant ceramic resonator can be connected between XIN and XOUT. Figure 12 illustrates the crystal option for clock generation using a 460.8 kHz (1% tolerance) parallel resonant crystal and two tuning capacitors Cx. The actual values of the capacitors may depend on the recommendations of the manufacturer of the resonator. Typically, capacitors in the range of 100 pF to 470 pF are used.

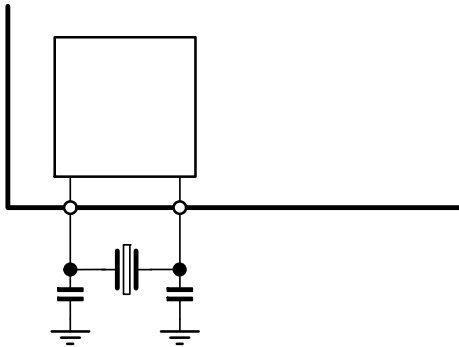
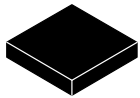


Figure 12. Crystal Oscillator

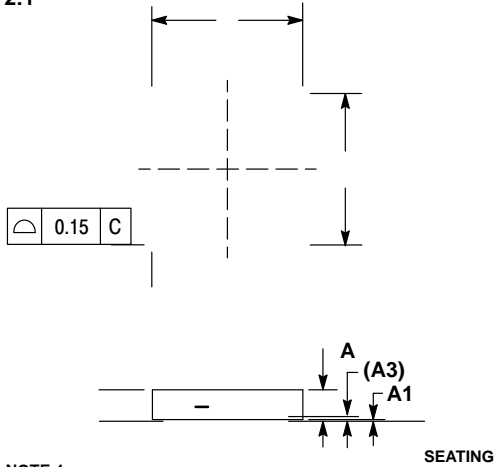
A5191HRT



QFN32 5x5, 0.5P
CASE 488AM
ISSUE A

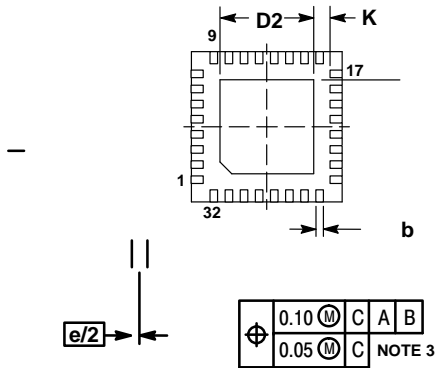
DATE 23 OCT 2013

SCALE 2:1

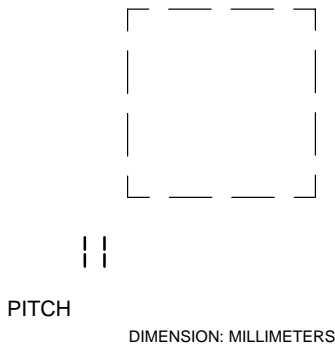


NOTE 4

	MAX
A1	0.80 1.00
A3	0.20 REF 0.05
b	0.18 0.30
D	5.00 BSC
D2	2.95 3.25
E	5.00 BSC
E2	2.95 3.25
e	0.50 BSC
K	0.20
L	0.30 0.50
L1	0.15



RECOMMENDED



XXXXXXXXXX
XXXXXXXXXX
AWLYYYWW▪
▪Free indicator, "G" or

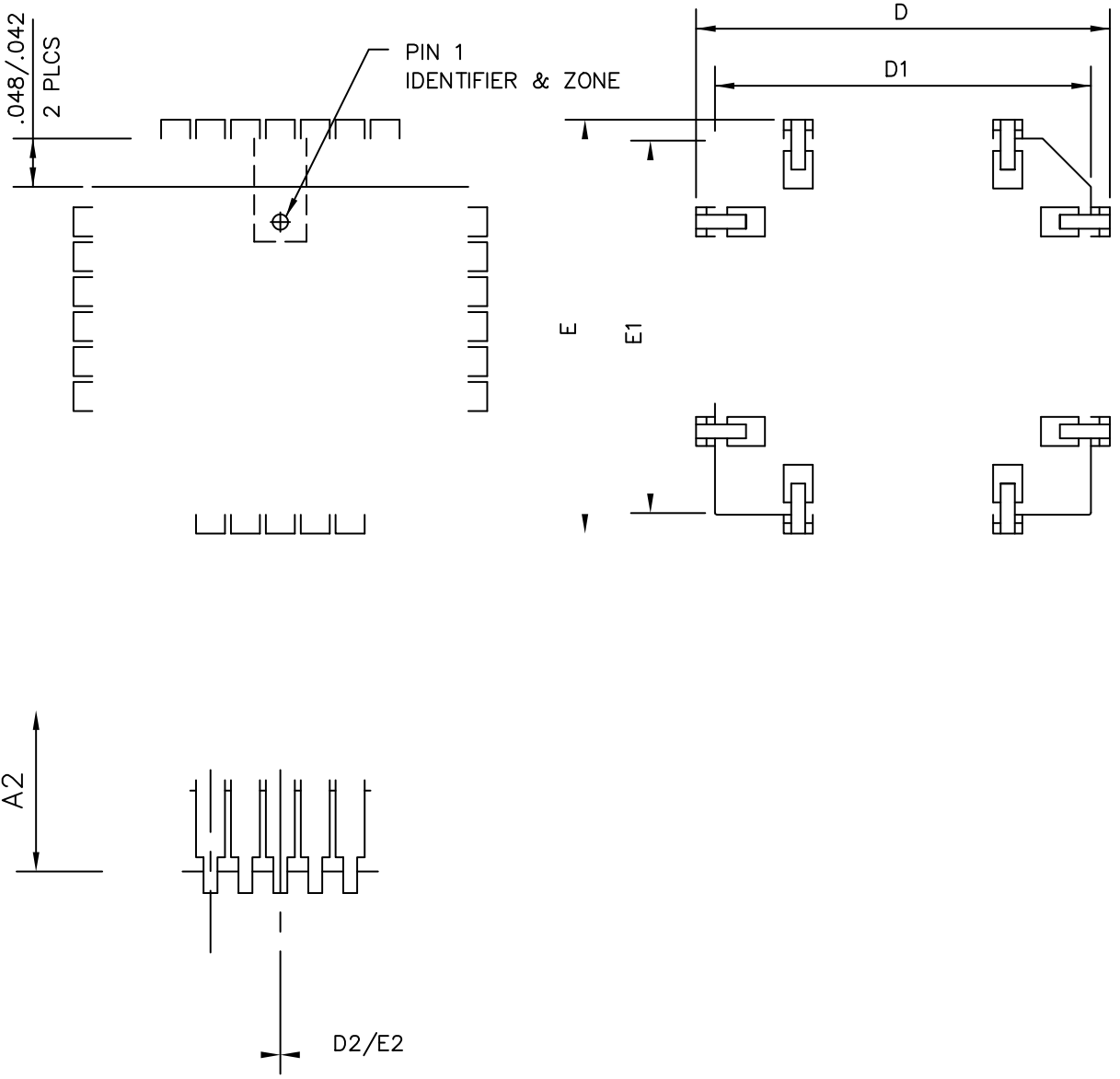
DOCUMENT NUMBER:	98AON20032D	

LQFP-32, 7x7
CASE 561AB
ISSUE O

DATE 19 JUN 200

PLCC 28 LEAD
CASE 776AA
ISSUE O

DATE 19 JUN 2008



onsemi, **onsemi**, and other names, marks, and brands are registered and/or common law trademarks of Semiconductor Components Industries, LLC dba "**onsemi**" or its affiliates and/or subsidiaries in the United States and/or other countries. **onsemi** owns the rights to a number of patents, trademarks, copyrights, trade secrets, and other intellectual property. A listing of **onsemi**'s product/patent coverage may be accessed at www.onsemi.com/site/pdf/Patent-Marking.pdf. **onsemi** reserves the right to make changes at any time to any products or information herein, without notice. The information herein is provided "as-is" and **onsemi** makes no warranty, representation or guarantee regarding the accuracy of the information, product features, availability, functionality, or suitability of its products for any particular purpose, nor does **onsemi** assume any liability arising out of the application or use of any product or circuit, and specifically disclaims any and all liability, including without limitation special, consequential or incidental damages. Buyer is responsible for its products and applications using **onsemi**
