





# BAS40P2

## ELECTRICAL CHARACTERISTICS

Characteristic	Symbol	Min	Max	Unit
			-	
		-		
		-		
		-		

## TYPICAL CHARACTERISTICS

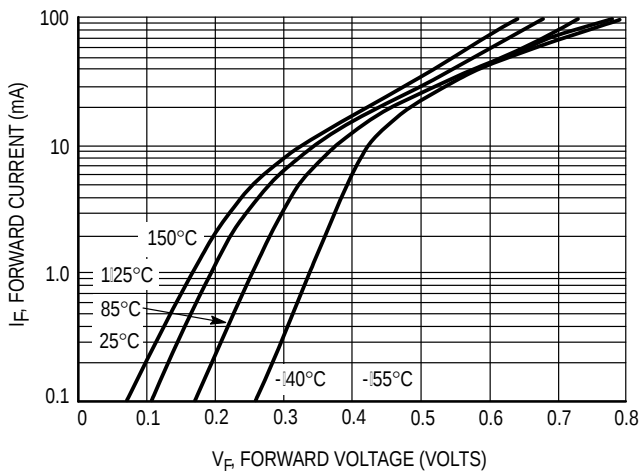


Figure 1. Typical Forward Voltage

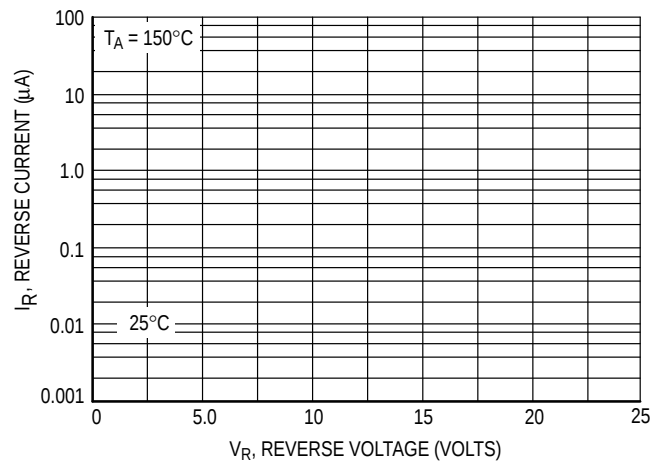


Figure 2. Reverse Current versus Reverse Voltage

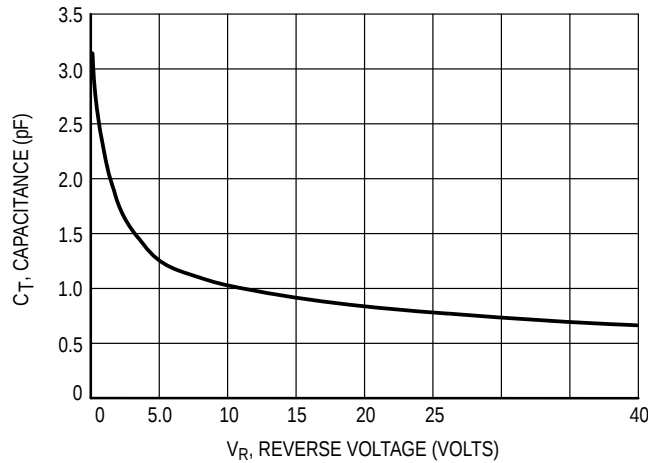
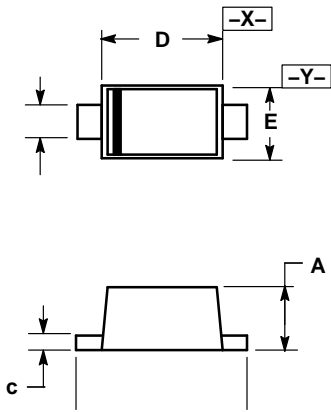


Figure 3. Typical Capacitance

# BAS40P2

## PACKAGE DIMENSIONS

SOD-923



DIM	MILLIMETERS			INCHES		
	MIN	NOM	MAX	MIN	NOM	MAX
A						
b						
c						
D						
E						
H <sub>E</sub>						
L						

### SOLDERING FOOTPRINT\*

