

## 4 - profile Chip Scale Package.

### Features

- Four and Eight Channels of ESD Protection
- <sup>TM</sup> Coated for Improved Reliability
- $\pm$



# CM1220

Table 4. ELECTRICAL OPERATING CHARACTERISTICS

Symbol	Parameter	Conditions	Min	Typ	Max	Units
		$\mu$				
						$\mu$
			-	-	-	
	-		$\pm$			
	- - -		$\pm$			

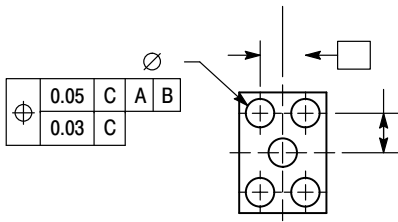
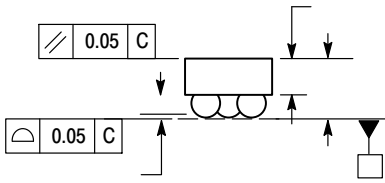
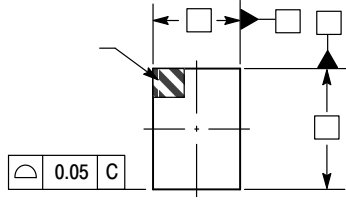
**CM1220**

**APPLICATION INFORMATION**



CASE 567AY  
ISSUE O

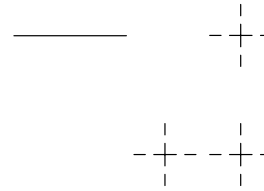
DATE 26 JUL 2010



- NOTES:
1. DIMENSIONING AND TOLERANCING PER ASME Y14.5M, 1994.
  2. CONTROLLING DIMENSION: MILLIMETERS.
  3. COPLANARITY APPLIES TO SPHERICAL CROWNS OF SOLDER BALLS.

	0.56	0.72
	0.21	0.27

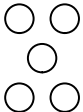
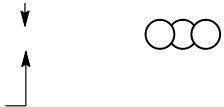
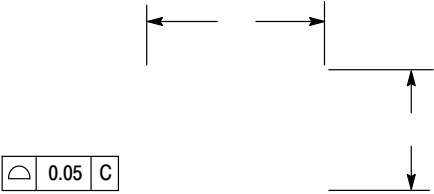
	0.29	0.35
	0.96 BSC	
	1.33 BSC	
	0.50 BSC	
	0.435 BSC	



CASE 567BL  
ISSUE O

DATE 26 JUL 2010

NOTES:



onsemi

onsemi

onsemi

onsemi

— — — — —  
— onsemi —  
— onsemi —

onsemi

onsemi

onsemi

