

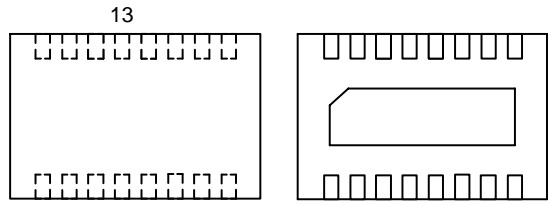
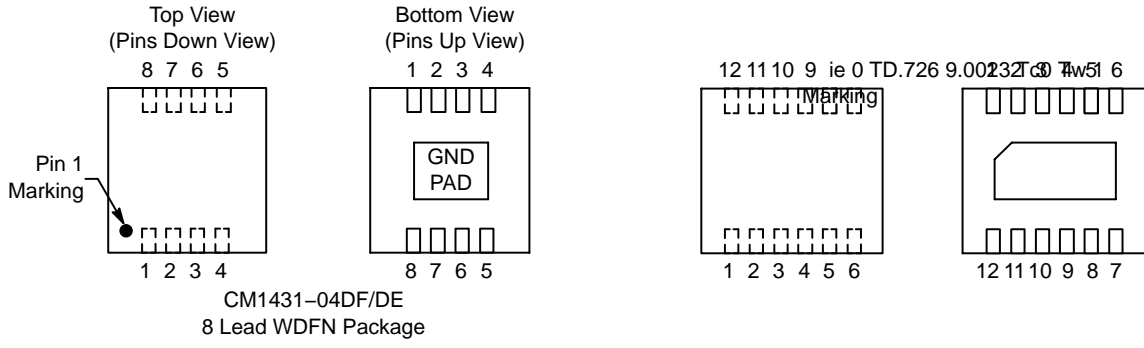
# C 1431

---

**LCD            C            E I F /**  
**A                E D**

Product Description

# CM1431



# CM1431

## SPECIFICATIONS

**Table 2. ABSOLUTE MAXIMUM RATINGS**

<b>Parameter</b>	<b>Rating</b>	<b>Units</b>
Storage Temperature Range	-65 to +150	°C
DC Power per Resistor	100	mW
DC Package Power Rating	500	mW

# CM1431

## PERFORMANCE INFORMATION

Typical Filter Performance ( $T_A = 25^\circ\text{C}$ , DC Bias = 0 V, 50  $\Omega$  Environment)



Figure 1. Insertion Loss vs. Frequency (FILTER1 Input to GND)



Figure 2. Insertion Loss vs. Frequency (FILTER2 Input to GND)

# CM1431

## PERFORMANCE INFORMATION (Cont'd)

Typical Filter Performance ( $T_A = 25^\circ\text{C}$ , DC Bias = 0 V, 50  $\Omega$  Environment)

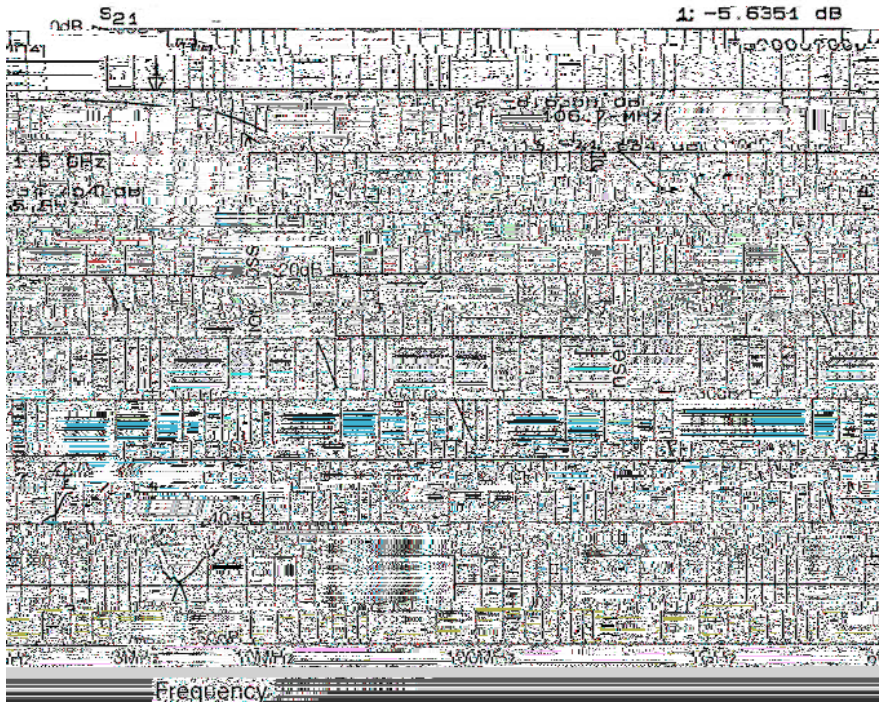


Figure 3. Insertion Loss vs. Frequency (FILTER3 Input to GND)

Figure 4. Insertion Loss vs. Frequency (FILTER4 Input to GND)

PERFORMANCE INFORMATION (Cont'd)

Typical Diode Capacitance vs. Input Voltage

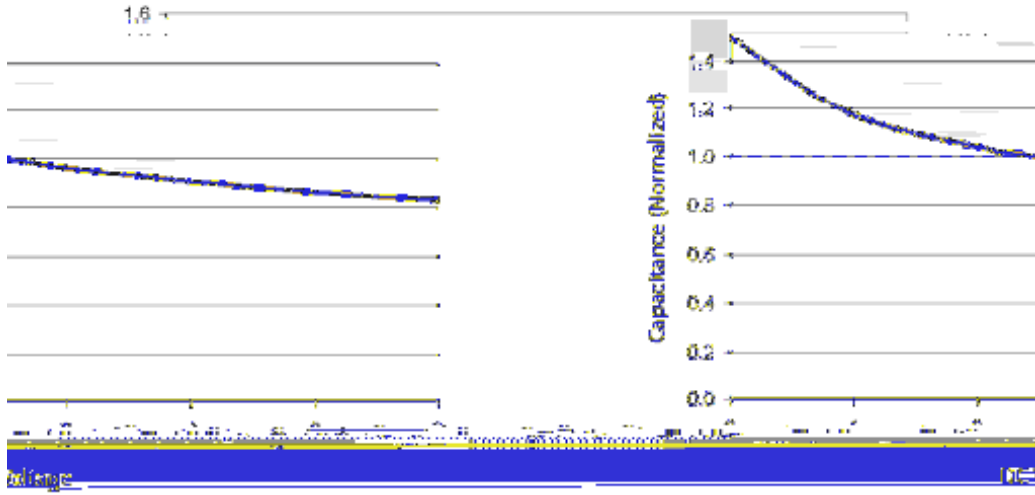
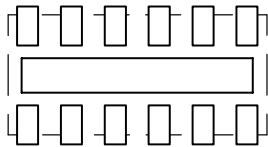
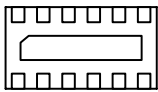


Figure 5. Filter Capacitance vs. Input Voltage  
(normalized to capacitance at 2.5 V DC and 25°C)



**WDFN12, 2.5x1.35, 0.4P**  
CASE 511BC



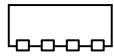


WDFN8, 1.7x1.35, 0.4P

SCALE 4:1

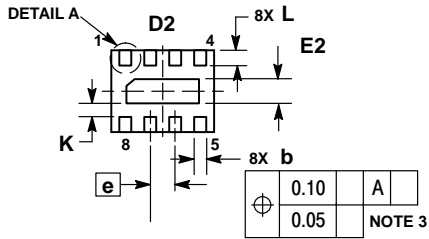


TOP VIEW



SIDE VIEW

**C** SEATING PLANE

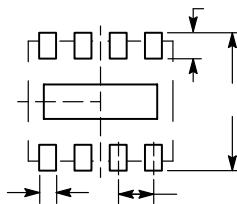


BOTTOM VIEW

MILLIMETERS		
DIM	MIN	MAX
A		
A1		
A3		
b		
D		
D2		
E		
E2		
e		

L		
L1		

RECOMMENDED SOLDERING FOOTPRINT\*



**onsemi**, **onsemi**, and other names, marks, and brands are registered and/or common law trademarks of Semiconductor Components Industries, LLC dba "**onsemi**" or its affiliates and/or subsidiaries in the United States and/or other countries. **onsemi** owns the rights to a number of patents, trademarks, copyrights, trade secrets, and other intellectual property. A listing of **onsemi**'s product/patent coverage may be accessed at [www.onsemi.com/site/pdf/Patent-Marking.pdf](http://www.onsemi.com/site/pdf/Patent-Marking.pdf). **onsemi** reserves the right to make changes at any time to any products or information herein, without notice. The information herein is provided "as-is" and **onsemi** makes no warranty, representation or guarantee regarding the accuracy of the information, product features, availability, functionality, or suitability of its products for any particular purpose, nor does **onsemi** assume any liability arising out of the application or use of any product or circuit, and specifically disclaims any and all liability, including without limitation special, consequential or incidental damages. Buyer is responsible for its products and applications using **onsemi**

---

---