




**Is Now Part of**



**To learn more about ON Semiconductor, please visit our website at  
[www.onsemi.com](http://www.onsemi.com)**

Please note: As part of the Fairchild Semiconductor integration, some of the Fairchild orderable part numbers will need to change in order to meet ON Semiconductor's system requirements. Since the ON Semiconductor product management systems do not have the ability to manage part nomenclature that utilizes an underscore (\_), the underscore (\_) in the Fairchild part numbers will be changed to a dash (-). This document may contain device numbers with an underscore (\_). Please check the ON Semiconductor website to verify the updated device numbers. The most current and up-to-date ordering information can be found at [www.onsemi.com](http://www.onsemi.com). Please email any questions regarding the system integration to [Fairchild\\_questions@onsemi.com](mailto:Fairchild_questions@onsemi.com).

# FSA3357

## Low Voltage SP3T Analog Switch (3:1 Multiplexer/Demultiplexer)

### General Description

The FSA3357 is a high performance, single-pole/triple-throw (SP3T) Analog Switch or 3:1 Multiplexer/Demultiplexer. The device is fabricated with advanced sub-micron CMOS technology to achieve high speed enable and disable times and low On Resistance. The break before make select circuitry prevents disruption of signals on the B<sub>0</sub>, B<sub>1</sub>, or B<sub>2</sub> Ports due to the switches temporarily being enabled during select pin switching. The device is specified to operate over the 1.65 to 5.5V V<sub>CC</sub> operating range. The control input tolerates voltages up to 5.5V independent of the V<sub>CC</sub> operating range.

### Features

- Useful in both analog and digital applications
- Space saving US8 8-lead surface mount package
- Low On Resistance; < 9Ω on typ @ 3.3V V<sub>CC</sub>
- Broad V<sub>CC</sub> operating range; 1.65V to 5.5V
- Rail-to-Rail signal handling
- Power down high impedance control input
- Overvoltage tolerance of control input to 7.0V
- Break before make enable circuitry
- 250 MHz - 3dB bandwidth
- Space saving Pb-Free MicroPak™ packaging

### Applications


- Cell Phone
- PDA
- Video

### Ordering Code:


| Product Order Number | Package Number | Code Top Mark | Package Description                               | Supplied As               |
|----------------------|----------------|---------------|---|---------------------------|
| FSA3357K8X           | MAB08A         | A357          | 8-Lead US8, JEDEC MO-187, Variation CA 3.1mm Wide | 3k Units on Tape and Reel |
| FSA3357L8X           | MAC08A         | FE            | Pb-Free 8-Lead MicroPak, 1.6 mm Wide              | 5k Units on Tape and Reel |

Pb-Free package per JEDEC J-STD-020B.


MicroPak™ is a trademark of Fairchild Semiconductor Corporation.







# AC Loading and Waveforms

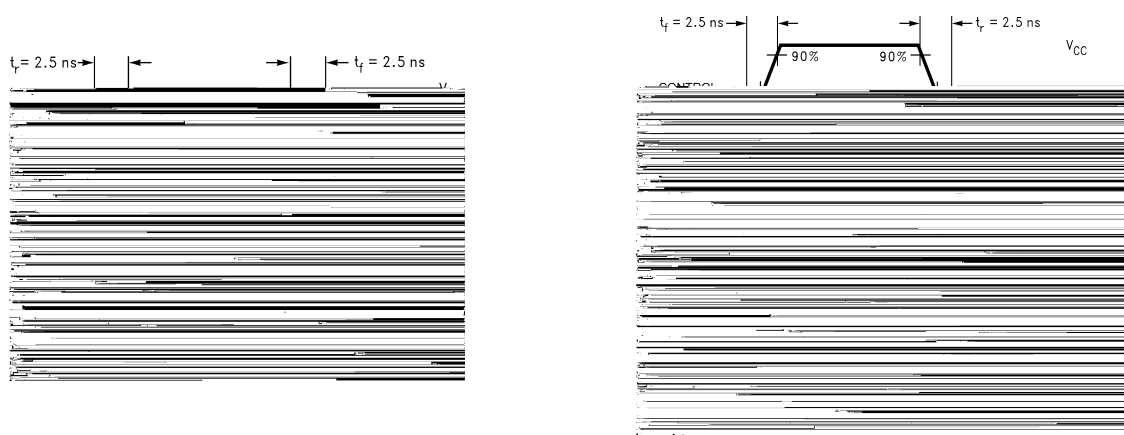


**Note:** Input driven by 50  $\Omega$  source terminated in 50  $\Omega$

**Note:**  $C_L$  includes load and stray capacitance

**Note:** Input PRR = 1.0 MHz;  $t_W$  = 500 ns

**FIGURE 1. AC Test Circuit**



**FIGURE 2. AC Waveforms**



**FIGURE 3. Break Before Make Interval Timing**

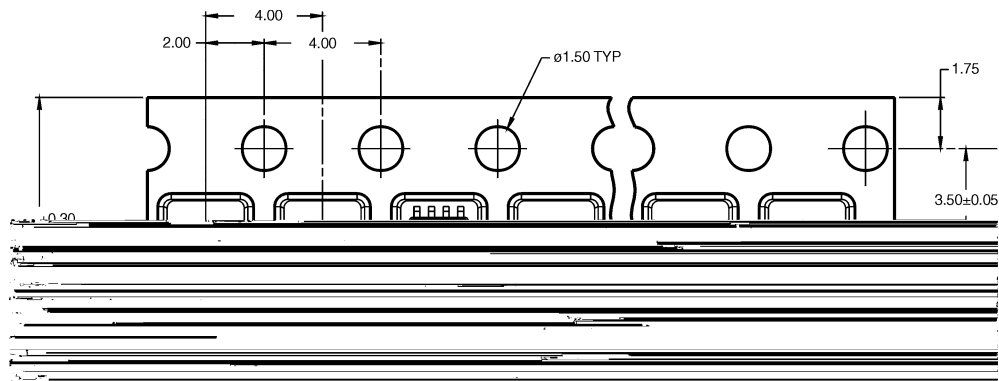


## Tape and Reel Specification

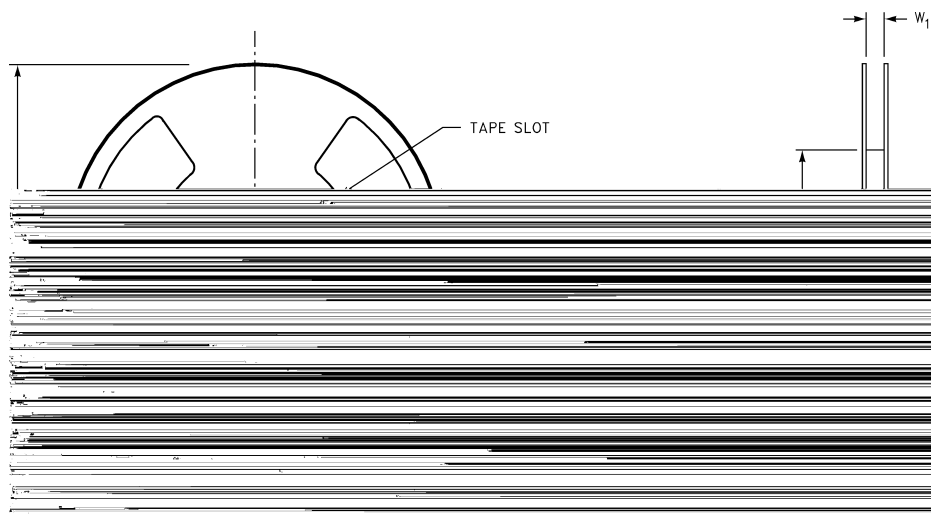
TAPE FORMAT for US8

| Package Designator | Tape Section       | Number Cavities | Cavity Status | Cover Tape Status |
|--------------------|--------------------|-----------------|---------------|-------------------|
| K8X                | Leader (Start End) | 125 (typ)       | Empty         | Sealed            |
|                    | Carrier            | 250             | Filled        | Sealed            |
|                    | Trailer (Hub End)  | 75 (typ)        | Empty         | Sealed            |

TAPE DIMENSIONS inches (millimeters)



REEL DIMENSIONS inches (millimeters)



| Tape Size | A              | B               | C                | D                | N                | W1  | W2               | W3                                     |
|-----------|----------------|-----------------|------------------|------------------|------------------|---|------------------|--|
| 8 mm      | 7.0<br>(177.8) | 0.059<br>(1.50) | 0.512<br>(13.00) | 0.795<br>(20.20) | 2.165<br>(55.00) | 0.331 + 0.059/-<br>0.000<br>(8.40 + 1.50/-0.00) | 0.567<br>(14.40) | W1 + 0.078/-0.039<br>(W1 + 2.00/-1.00) |

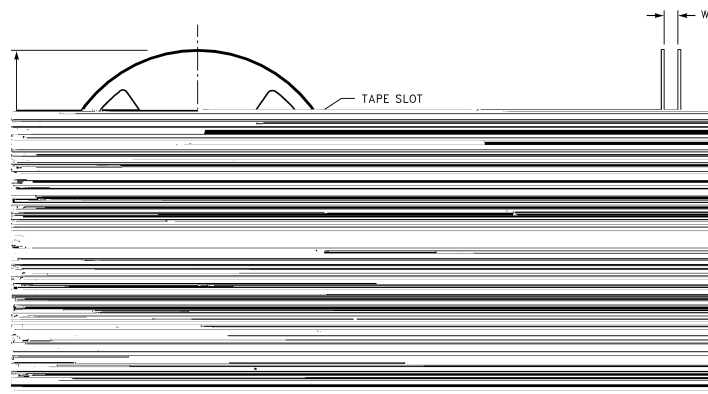


**TAPE FORMAT for MicroPak**

| Package Designator | Tape Section       | Number Cavities | Cavity Status | Cover Tape Status |
|--------------------|--------------------|-----------------|---------------|-------------------|
| L8X                | Leader (Start End) | 125 (typ)       | Empty         | Sealed            |
|                    | Carrier            | 5000            | Filled        | Sealed            |
|                    | Trailer (Hub End)  | 75 (typ)        | Empty         | Sealed            |




**REEL DIMENSIONS** inches (millimeters)




| Tape Size | A              | B               | C                | D                | N                | W1  | W2               | W3                                     |
|-----------|----------------|-----------------|------------------|------------------|------------------|---|------------------|--|
| 8 mm      | 7.0<br>(177.8) | 0.059<br>(1.50) | 0.512<br>(13.00) | 0.795<br>(20.20) | 2.165<br>(55.00) | 0.331 + 0.059/-0.000<br>(8.40 + 1.50/-0.00) | 0.567<br>(14.40) | W1 + 0.078/-0.039<br>(W1 + 2.00/-1.00) |

**Physical Dimensions** inches (millimeters) unless otherwise noted



**8-Lead US8, JEDEC MO-187, Variation CA 3.1mm Wide  
Package Number MAB08A**

**Physical Dimensions** inches (millimeters) unless otherwise noted (Continued)



**Pb-Free 8-Lead MicroPak, 1.6 mm Wide  
Package Number MAC08A**

---

## **DISCLAIMER**

FAIRCHILD SEMICONDUCTOR RESERVES THE RIGHT TO MAKE CHANGES WITHOUT FURTHER NOTICE TO ANY PRODUCTS HEREIN TO IMPROVE RELIABILITY, FUNCTION OR DESIGN. FAIRCHILD DOES NOT ASSUME ANY LIABILITY ARISING OUT OF THE APPLICATION OR USE OF ANY PRODUCT OR CIRCUIT DESCRIBED HEREIN; NEITHER DOES IT CONVEY ANY LICENSE UNDER ITS PATENT RIGHTS, NOR THE RIGHTS OF OTHERS.

---

## **LIFE SUPPORT POLICY**

FAIRCHILD'S PRODUCTS ARE NOT AUTHORIZED FOR USE AS CRITICAL COMPONENTS IN LIFE SUPPORT DEVICES

ON Semiconductor and are trademarks of Semiconductor Components Industries, LLC dba ON Semiconductor or its subsidiaries in the United States and/or other countries. ON Semiconductor owns the rights to a number of patents, trademarks, copyrights, trade secrets, and other intellectual property. A listing of ON Semiconductor's product/patent coverage may be accessed at [www.onsemi.com/site/pdf/Patent-Marking.pdf](http://www.onsemi.com/site/pdf/Patent-Marking.pdf). ON Semiconductor reserves the right to make changes without further notice to any products herein. ON Semiconductor makes no warranty, representation or guarantee regarding the suitability of its products for any particular purpose, nor does ON Semiconductor assume any liability arising out of the application or use of any product or circuit, and specifically disclaims any and all liability, including without limitation special, consequential or incidental damages. Buyer is responsible for its products and applications using ON Semiconductor products, including compliance with all laws, regulations and safety requirements or standards, regardless of any support or applications information provided by ON Semiconductor. "Typical" parameters which may be provided in ON Semiconductor data sheets and/or specifications can and do vary in different applications and actual performance may vary over time. All operating parameters, including "Typicals" must be validated for each customer application by customer's technical experts. ON Semiconductor does not convey any license under its patent rights nor the rights of others. ON Semiconductor products are not designed, intended, or authorized for use as a critical component in life support systems or any FDA Class 3 medical devices or medical devices with a same or similar classification in a foreign jurisdiction or any devices intended for implantation in the human body. Should Buyer purchase or use ON Semiconductor products for any such unintended or unauthorized application, Buyer shall indemnify and hold ON Semiconductor and its officers, employees, subsidiaries, affiliates, and distributors harmless against all claims, costs, damages, and expenses, and reasonable attorney fees arising out of, directly or indirectly, any claim of personal injury or death associated with such unintended or unauthorized use, even if such claim alleges that ON Semiconductor was negligent regarding the design or manufacture of the part. ON Semiconductor is an Equal Opportunity/Affirmative Action Employer. This literature is subject to all applicable copyright laws and is not for resale in any manner.

## PUBLICATION ORDERING INFORMATION

### LITERATURE FULFILLMENT:

Literature Distribution Center for ON Semiconductor  
19521 E. 32nd Pkwy, Aurora, Colorado 80011 USA  
**Phone:** 303-675-2175 or 800-344-3860 Toll Free USA/Canada  
**Fax:** 303-675-2176 or 800-344-3867 Toll Free USA/Canada  
**Email:** [orderlit@onsemi.com](mailto:orderlit@onsemi.com)

**N. American Technical Support:** 800-282-9855 Toll Free  
USA/Canada  
**Europe, Middle East and Africa Technical Support:**  
Phone: 421 33 790 2910  
**Japan Customer Focus Center**  
Phone: 81-3-5817-1050

**ON Semiconductor Website:** [www.onsemi.com](http://www.onsemi.com)  
**Order Literature:** <http://www.onsemi.com/orderlit>  
For additional information, please contact your local  
Sales Representative