

DC ELECTRICAL CHARACTERISTICS

Symbol	Parameter	V
--------	-----------	---

FSA4159

TYPICAL PERFORMANCE CHARACTERISTICS

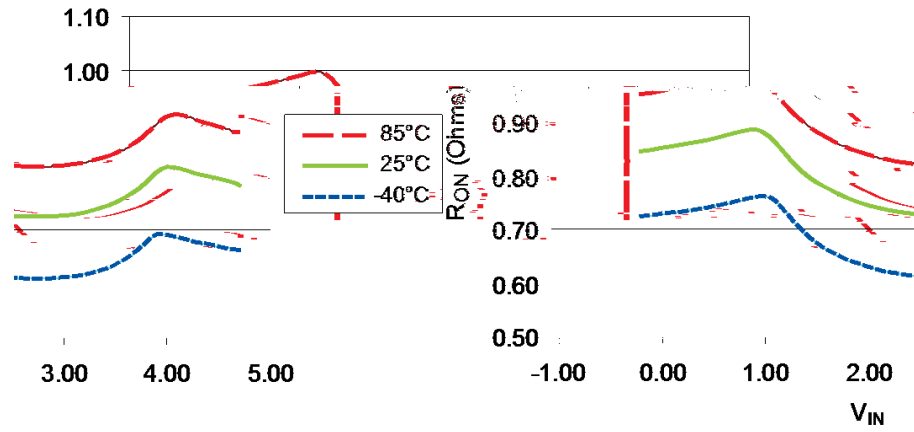


Figure 4. Switch R_{ON} ($V_{CC} = 4.5$ V)

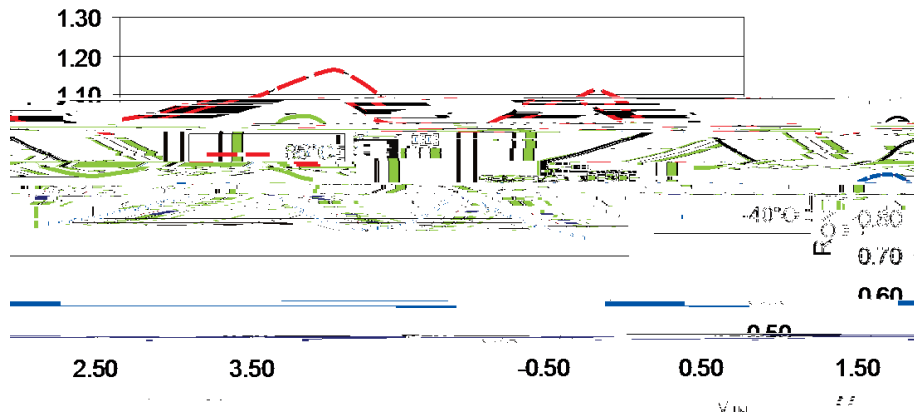


Figure 5. Switch R_{ON} ($V_{CC} = 3.0$ V)

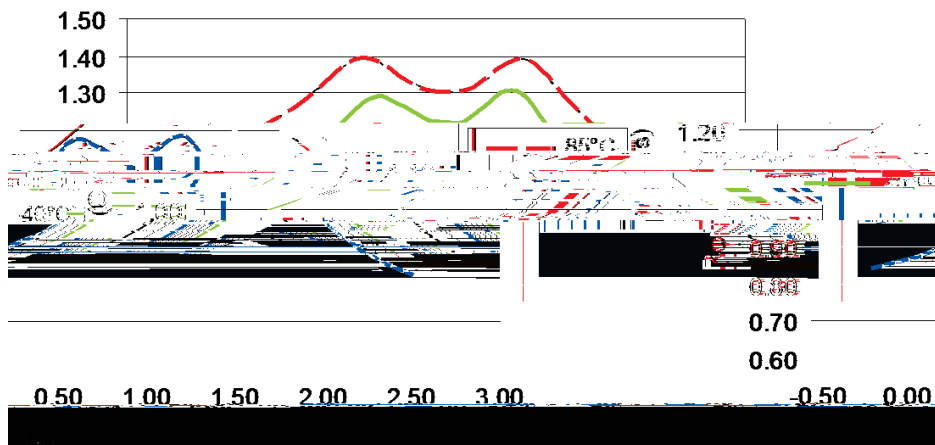


Figure 6. Switch R_{ON} ($V_{CC} = 2.3$ V)

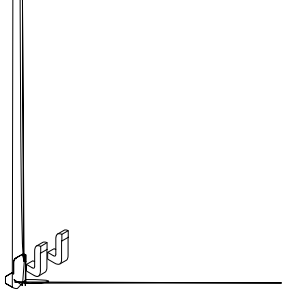
TEST DIAGRAMS



Figure 14. Charge Injection

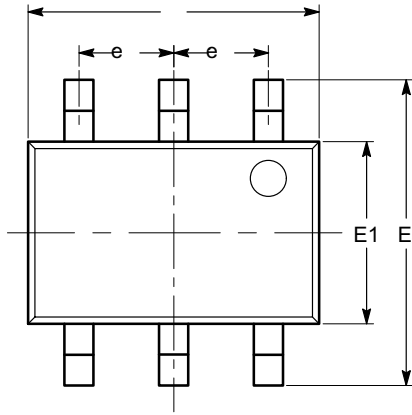
Figure 15. On / Off Capacitance Measurement Setup

Figure 16. Bandwidth

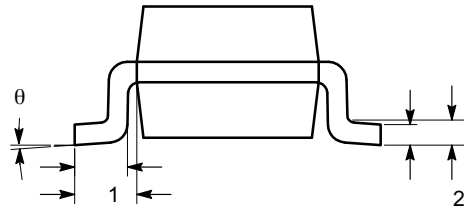
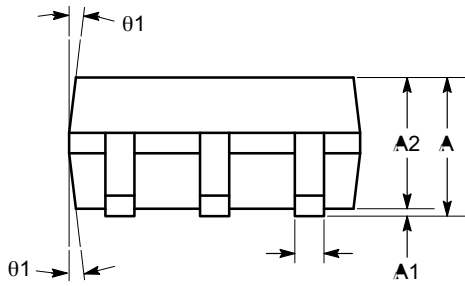


CASE 419AD
ISSUE A

DATE 07 JUL 2010



A	0.80		1.10
A1	0.00		0.10
A2	0.80		1.00
b	0.15		0.30
c	0.10		0.18
D	1.80	2.00	2.20
E	1.80	2.10	2.40
E1	1.15	1.25	1.35
e	0.65 BSC		
L	0.26	0.36	0.46
L1	0.42 REF		
L2	0.15 BSC		
θ	0		8
$\theta 1$	4		10



- (1) Δ e a e e e . Δ e e e e .
- (2) \varnothing h E E -203.

onsemi, **onsemi**, and other names, marks, and brands are registered and/or common law trademarks of Semiconductor Components Industries, LLC dba "**onsemi**" or its affiliates and/or subsidiaries in the United States and/or other countries. **onsemi** owns the rights to a number of patents, trademarks, copyrights, trade secrets, and other intellectual property. A listing of **onsemi**'s product/patent coverage may be accessed at www.onsemi.com/site/pdf/Patent-Marking.pdf. **onsemi** reserves the right to make changes at any time to any products or information herein, without notice. The information herein is provided "as-is" and **onsemi** makes no warranty, representation or guarantee regarding the accuracy of the information, product features, availability, functionality, or suitability of its products for any particular purpose, nor does **onsemi** assume any liability arising out of the application or use of any product or circuit, and specifically disclaims any and all liability, including without limitation special, consequential or incidental damages. Buyer is responsible for its products and applications using **onsemi**
