

- ◆ > 1.0 kV Human Body Model
  - ◆ > 100 V Machine Model
  - PECL Mode Operating Range:  $V_{CC} = 4.2 \text{ V}$  to  $5.7 \text{ V}$   
with  $V_{EE} = 0 \text{ V}$
  - NECL Mode Operating Range:  $V_{CC} = 0 \text{ V}$   
with  $V_{EE} = -4.2 \text{ V}$  to  $-5.7 \text{ V}$
  - Internal Input Pulldown Resistors
  - Meets or Exceeds JEDEC Spec EIA/JESD78 IC Latchup Test
  - Moisture Sensitivity:
    - ◆ Level 1 for SOIC-8 NB
    - ◆ For Additional Information, see Application Note [AND8003/D](#)
  - Flammability Rating: UL 94 V-0 @ 0.125 in,
-

# MC100EL07

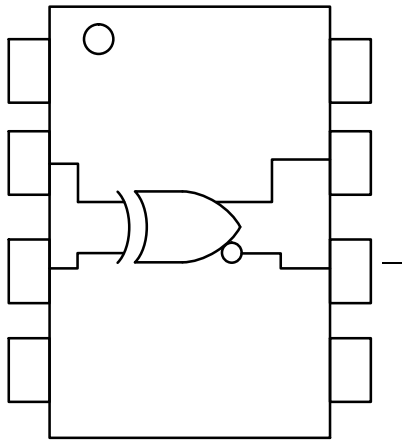


Figure 1. Logic Diagram and Pinout Assignment

Table 1. PIN DESCRIPTION

| PIN | FUNCTION |
|-----|----------|
| —   |          |

Table 2. MAXIMUM RATINGS

| Symbol | Parameter | Condition 1 | Condition 2     | Rating | Unit |
|--------|-----------|-------------|-----------------|--------|------|
|        |           |             |                 | —      |      |
|        |           |             | V <sub>IN</sub> | —      |      |
|        |           |             |                 | —      | °    |
|        |           |             |                 | —      | °    |
| θ      |           |             | —               |        | °    |
| θ      |           |             | —               |        | °    |
|        |           |             |                 |        | °    |

Table 3. 100EL SERIES PECL DC CHARACTERISTICS

| Symbol | Characteristic | -40°C |     |     | 25°C |     |     | 85°C |     |     | Unit |
|--------|----------------|-------|-----|-----|------|-----|-----|------|-----|-----|------|
|        |                | Min   | Typ | Max | Min  | Typ | Max | Min  | Typ | Max |      |
|        |                |       |     |     |      |     |     |      |     |     |      |
|        |                |       |     |     |      |     |     |      |     |     |      |
|        |                |       |     |     |      |     |     |      |     |     |      |
|        |                |       |     |     |      |     |     |      |     |     |      |
|        |                |       |     |     |      |     |     |      |     |     | μ    |
|        |                |       |     |     |      |     |     |      |     |     |      |

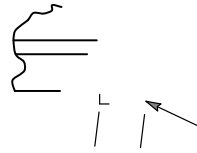
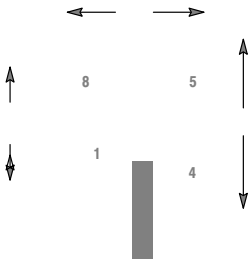


Resource Reference of Application Notes

- AN1405/D -
- AN1406/D -
- AN1503/D - <sup>TM</sup>
- AN1504/D -
- AN1568/D -
- AN1672/D -
- AND8001/D -
- AND8002/D -
- AND8020/D -
- AND8066/D -
- AND8090/D -

**SOIC 8 NB**  
CASE 751-07  
ISSUE AK

DATE 16 FEB 2011



SEATING  
PLANE





**onsemi**, **onsemi**, and other names, marks, and brands are registered and/or common law trademarks of Semiconductor Components Industries, LLC dba "**onsemi**" or its affiliates and/or subsidiaries in the United States and/or other countries. **onsemi** owns the rights to a number of patents, trademarks, copyrights, trade secrets, and other intellectual property. A listing of **onsemi**'s product/patent coverage may be accessed at [www.onsemi.com/site/pdf/Patent-Marking.pdf](http://www.onsemi.com/site/pdf/Patent-Marking.pdf). **onsemi** reserves the right to make changes at any time to any products or information herein, without notice. The information herein is provided "as-is" and **onsemi** makes no warranty, representation or guarantee regarding the accuracy of the information, product features, availability, functionality, or suitability of its products for any particular purpose, nor does **onsemi** assume any liability arising out of the application or use of any product or circuit, and specifically disclaims any and all liability, including without limitation special, consequential or incidental damages. Buyer is responsible for its products and applications using **onsemi**

---

---