



MC10EP05, MC100EP05

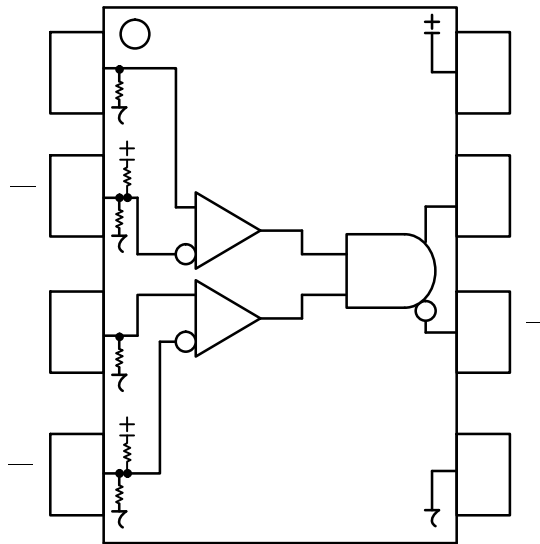


Figure 1. 8-Lead Pinout Diagram and Logic

Table 1. PIN DESCRIPTION

Pin	Function
1	VCC
2	D0
3	D1
4	VCC
7	D0
8	D1

Table 2. TRUTH TABLE

D0	D1	D0	D1	Q	Q̄

Table 3. ATTRIBUTES

Characteristics	Value
	Ω
	Ω
-	
	-

MC10EP05, MC100EP05

Table 4. MAXIMUM RATINGS

Symbol	Parameter	Condition 1	Condition 2	Rating	Unit

MC10EP05, MC100EP05

Table 6. 10EP DC CHARACTERISTICS, PECL

Symbol		40 C	25 C	85 C	
--------	--	------	------	------	--

MC10EP05, MC100EP05

Table 8. 100EP DC CHARACTERISTICS, PECL

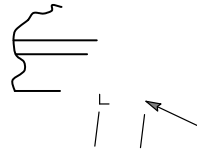
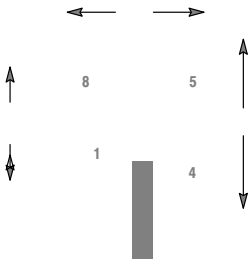
Symbol	Characteristic	40 C			25 C			85 C			Unit
		Min	Typ	Max	Min	Typ	Max	Min	Typ	Max	

MC10EP05, MC100EP05



SOIC 8 NB
CASE 751-07
ISSUE AK

DATE 16 FEB 2011



SEATING
PLANE



onsemi, **onsemi**, and other names, marks, and brands are registered and/or common law trademarks of Semiconductor Components Industries, LLC dba "**onsemi**" or its affiliates and/or subsidiaries in the United States and/or other countries. **onsemi** owns the rights to a number of patents, trademarks, copyrights, trade secrets, and other intellectual property. A listing of **onsemi**'s product/patent coverage may be accessed at www.onsemi.com/site/pdf/Patent-Marking.pdf. **onsemi** reserves the right to make changes at any time to any products or information herein, without notice. The information herein is provided "as-is" and **onsemi** makes no warranty, representation or guarantee regarding the accuracy of the information, product features, availability, functionality, or suitability of its products for any particular purpose, nor does **onsemi** assume any liability arising out of the application or use of any product or circuit, and specifically disclaims any and all liability, including without limitation special, consequential or incidental damages. Buyer is responsible for its products and applications using **onsemi**
