




3.3 V/5 V ECL 2/4, 4/5/6 Clock Generation Chip

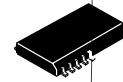
MC10EP139, MC100EP139

Description

The MC10/100EP139 is a low skew 2/4, 4/5/6 clock generator with $f_{CLK} = 0$ V with V

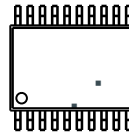


TSSOP-20 WB
DT SUFFIX
CASE 948E



SOIC-20 WB
DW SUFFIX
CASE 751D

MARKING DIAGRAM



TSSOP-20 WB

ORDERING INFORMATION

Device	Package	Shipping
	-	
	-	

$V_{EE} = -3.0$ V to -5.5 V

Open Input Default State

Safety Clamp on Inputs

Synchronous Enable/Disable

Master Reset for Synchronization of Multiple Chips

V_{BB} Output

These Devices are Pb-Free, Halogen Free and are RoHS Compliant

MC10EP139, MC100EP139



Figure 1. 20-Lead Pinout

MC10EP139, MC100EP139

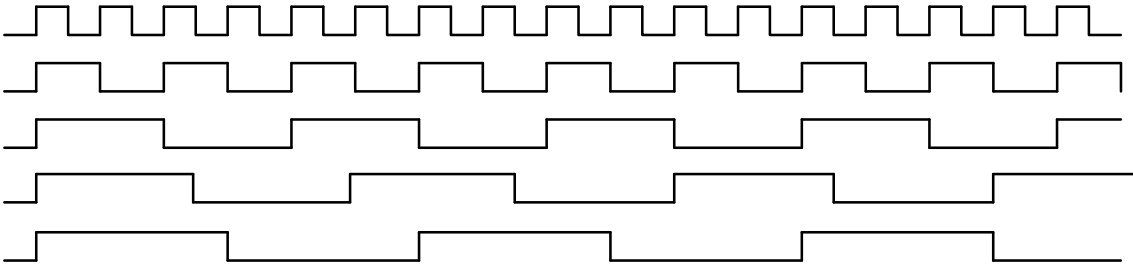


Figure 3. CLK and OUTPUT Timing Diagram

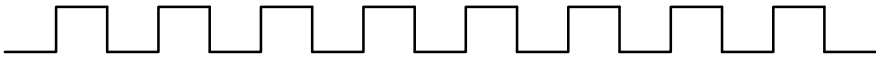


Figure 4. Timing Diagram

MC10EP139, MC100EP139

Table 3. ATTRIBUTES

Characteristics	Value
	Ω

MC10EP139, MC100EP139

Table 5. 10EP DC CHARACTERISTICS, PECL

Symbol	Characteristic	-40 C			25 C			85 C			Unit
		Min	Typ	Max	Min	Typ	Max	Min	Typ	Max	

MC10EP139, MC100EP139

Table 7. 10EP DC CHARACTERISTICS, NECL

Symbol	Characteristic	-40 C			25 C			85 C			Unit
		Min	Typ	Max	Min	Typ	Max	Min	Typ	Max	
		-	-	-	-	-	-	-	-	-	
		-	-	-	-	-	-	-	-	-	
		-	-	-	-	-	-	-	-	-	
		-	-	-	-	-	-	-	-	-	
		-	-	-	-	-	-	-	-	-	
											μ
											μ

Ω -

Table 8. 100EP DC CHARACTERISTICS, PECL

Symbol	Characteristic	-40 C			25 C			85 C			Unit
		Min	Typ	Max	Min	Typ	Max	Min	Typ	Max	

MC10EP139, MC100EP139

Table 9. 100EP DC CHARACTERISTICS, PECL

Symbol	Characteristic	-40 C			25 C			85 C			Unit
		Min	Typ	Max	Min	Typ	Max	Min	Typ	Max	
											μ
											μ

Ω -

-

Table 11. AC CHARACTERISTICS

MC10EP139, MC100EP139

Figure 5. $\div 2, F_{max}$

Resource Reference of Application Notes

AN1405/D -

AN1406/D -

AN1503/D - TM

AN1504/D -

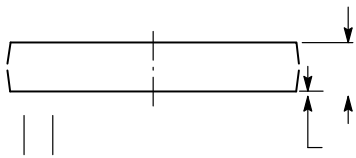
AN1568/D -


AN1672/D -

AN1504/D A M Á Ł -p

SOIC-20 WB
CASE 751D-05
ISSUE H

DATE 22 APR 2015





SCALE 2:1

TSSOP-20 WB
CASE 948E
ISSUE D

DATE 17 FEB 2016

onsemi, **onsemi**, and other names, marks, and brands are registered and/or common law trademarks of Semiconductor Components Industries, LLC dba "**onsemi**" or its affiliates and/or subsidiaries in the United States and/or other countries. **onsemi** owns the rights to a number of patents, trademarks, copyrights, trade secrets, and other intellectual property. A listing of **onsemi**'s product/patent coverage may be accessed at www.onsemi.com/site/pdf/Patent-Marking.pdf. **onsemi** reserves the right to make changes at any time to any products or information herein, without notice. The information herein is provided "as-is" and **onsemi** makes no warranty, representation or guarantee regarding the accuracy of the information, product features, availability, functionality, or suitability of its products for any particular purpose, nor does **onsemi** assume any liability arising out of the application or use of any product or circuit, and specifically disclaims any and all liability, including without limitation special, consequential or incidental damages. Buyer is responsible for its products and applications using **onsemi**
