

MC10EP32, MC100EP32

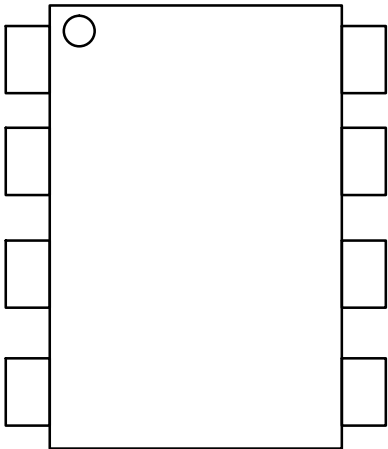


Figure 1. 8-Lead Pinout

MC10EP32, MC100EP32

Table 4. MAXIMUM RATINGS

Symbol	Parameter	Condition 1	Condition 2	Rating	Unit
				-	
			\leq	-	
				\pm	
				-	

MC10EP32, MC100EP32

Table 8. 100EP DC CHARACTERISTICS, PECL

Symbol	Characteristic	-40°C			25°C			85°C			Unit
		Min	Typ	Max	Min	Typ	Max	Min	Typ	Max	
											μ
											μ

MC10EP32, MC100EP32

Table 10. 100EP DC CHARACTERISTICS, NECL

Symbol	Characteristic	-40°C			25°C			85°C			Unit
		Min	Typ	Max	Min	Typ	Max	Min	Typ	Max	
		-	-	-	-	-	-	-	-	-	
		-	-	-	-	-	-	-	-	-	
		-	-	-	-	-	-	-	-	-	
		-	-	-	-	-	-	-	-	-	
		-	-	-	-	-	-	-	-	-	
											μ
											μ

Ω -

Table 11. AC CHARACTERISTICS

Symbol	Characteristic	-40°C			25°C			85°C			Unit
		Min	Typ	Max	Min	Typ	Max	Min	Typ	Max	


Ω -

Figure 3. Input Frequency (f_{in})

MC10EP32, MC100EP32

ORDERING INFORMATION

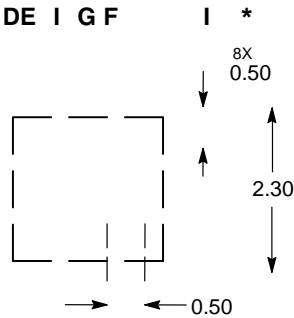
Device	Package	Shipping
	-	
	-	
	-	
	-	
	-	
	-	



DF 82[2, 0.5
CASE 506AA
ISSUE F

1
CA E 4:1

DATE 04 MAY 2016

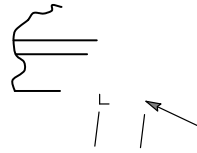
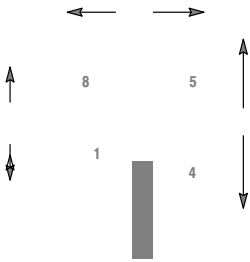


DIMENSIONS: MILLIMETERS

*For additional information on our Pb-Free strategy and soldering details, please download the [m\] □ Soldering and Mounting Techniques Reference Manual, SOLDERRM/D.](#)

SOIC 8 NB
CASE 751-07
ISSUE AK

DATE 16 FEB 2011



SEATING
PLANE



onsemi, **onsemi**, and other names, marks, and brands are registered and/or common law trademarks of Semiconductor Components Industries, LLC dba "**onsemi**" or its affiliates and/or subsidiaries in the United States and/or other countries. **onsemi** owns the rights to a number of patents, trademarks, copyrights, trade secrets, and other intellectual property. A listing of **onsemi**'s product/patent coverage may be accessed at www.onsemi.com/site/pdf/Patent-Marking.pdf. **onsemi** reserves the right to make changes at any time to any products or information herein, without notice. The information herein is provided "as-is" and **onsemi** makes no warranty, representation or guarantee regarding the accuracy of the information, product features, availability, functionality, or suitability of its products for any particular purpose, nor does **onsemi** assume any liability arising out of the application or use of any product or circuit, and specifically disclaims any and all liability, including without limitation special, consequential or incidental damages. Buyer is responsible for its products and applications using **onsemi**
