

NCS2553

**3-Channel Video Amp with
Standard Definition
Reconstruction Filters**

NCS2553

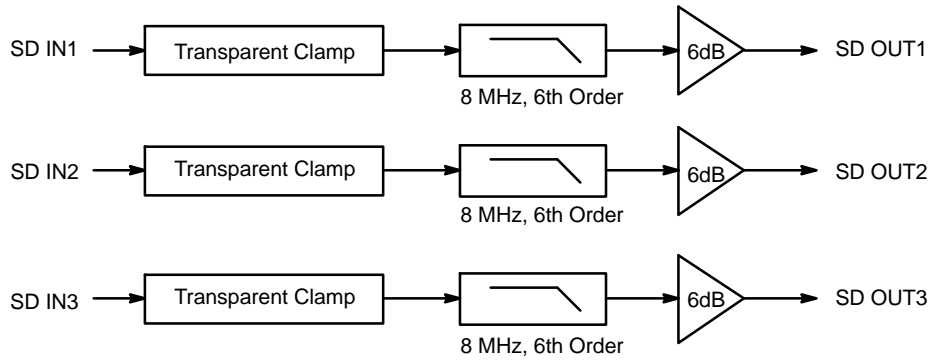


Figure 1. Block Diagram

PIN FUNCTION AND DESCRIPTION

Pi	Name	T e	Description
1	IN1	Input	Video Input 1 for Video Signal featuring a frequency bandwidth compatible with Standard Definition Video (8 MHz) – Channel 1

2

NCS2553

TYPICAL CHARACTERISTICS

$V_{CC} = +5.0\text{ V}$, $R_{source} = 37.5\ \Omega$, $T_A = 25^\circ\text{C}$, $0.1\ \mu\text{F}$ AC-coupled inputs, $220\ \mu\text{F}$ AC-coupled outputs into $150\ \Omega$ referenced to $400\ \text{kHz}$, all channels, unless otherwise specified

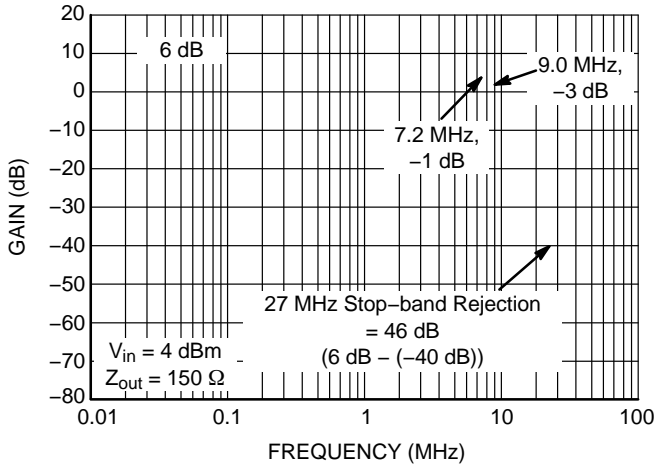


Figure 3. Frequency Response

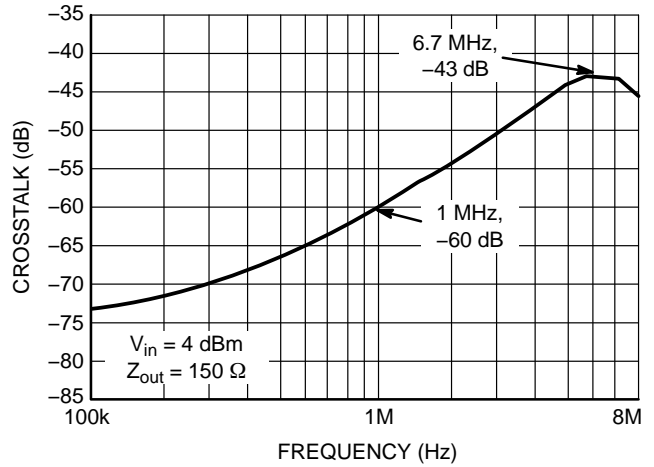


Figure 4. Channel to Channel Crosstalk

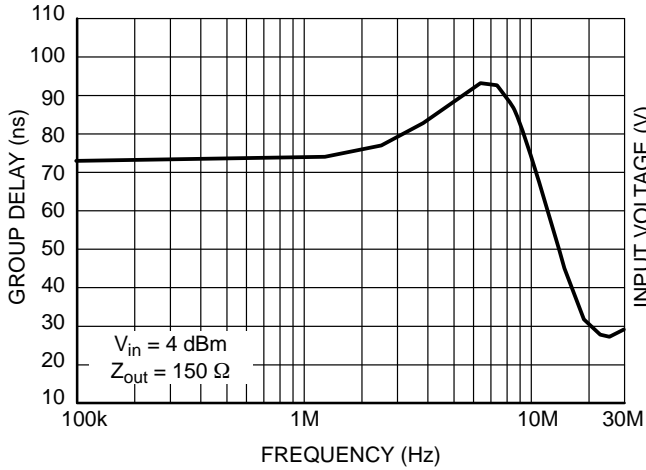


Figure 5. Group Delay

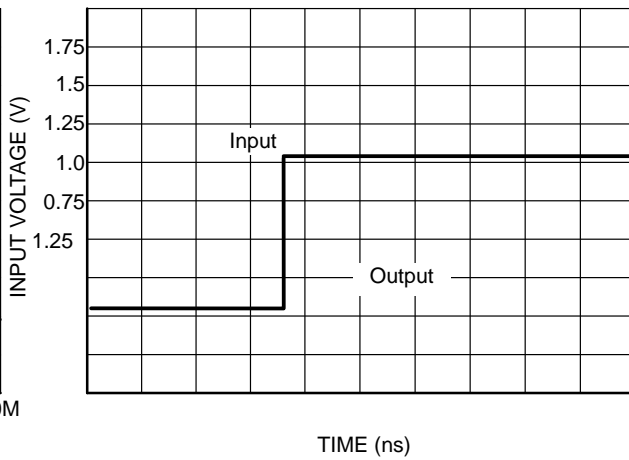


Figure 6. Propagation Delay

NCS2553

APPLICATIONS INFORMATION

The NCS2553 triple video driver has been optimized for Standard Definition video applications covering the requirements of the CVBS, S-Video, 480i/525i & 576i/625i standards. All the 3 channels feature the same specifications and similar behaviors guaranteed by a high channel-to-

NCS2553

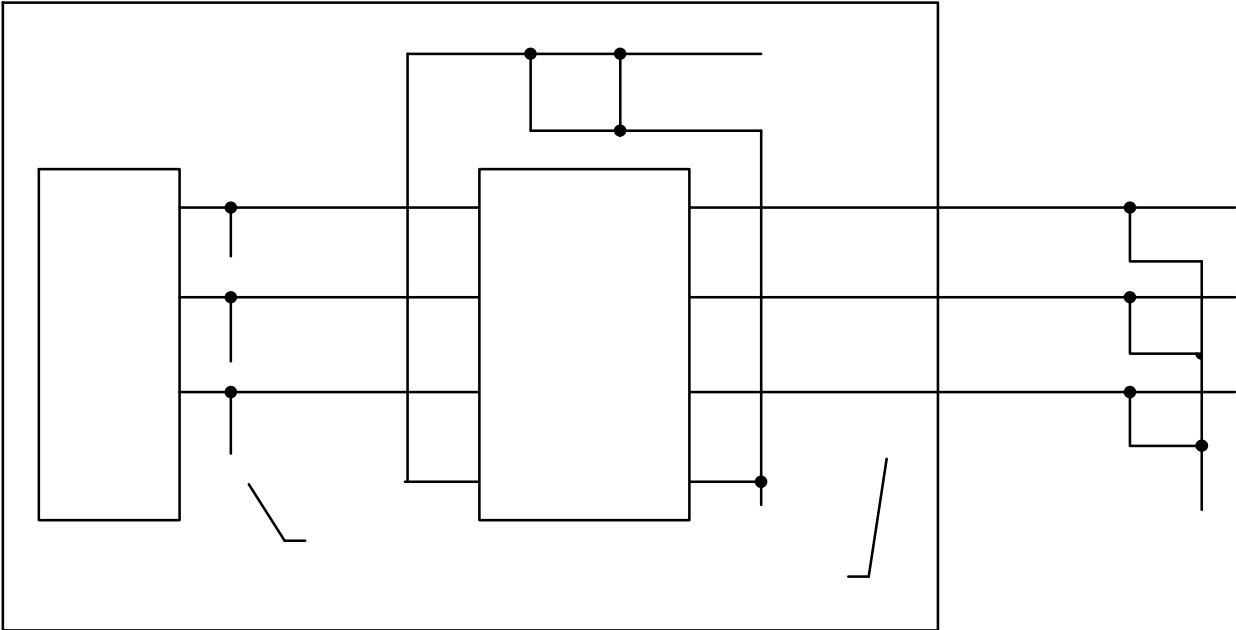
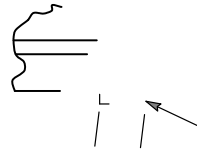
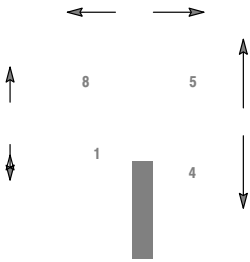


Figure 14. Typical Application Circuit

SOIC 8 NB
CASE 751-07
ISSUE AK

DATE 16 FEB 2011



SEATING
PLANE



onsemi, **onsemi**, and other names, marks, and brands are registered and/or common law trademarks of Semiconductor Components Industries, LLC dba "**onsemi**" or its affiliates and/or subsidiaries in the United States and/or other countries. **onsemi** owns the rights to a number of patents, trademarks, copyrights, trade secrets, and other intellectual property. A listing of **onsemi**'s product/patent coverage may be accessed at www.onsemi.com/site/pdf/Patent-Marking.pdf. **onsemi** reserves the right to make changes at any time to any products or information herein, without notice. The information herein is provided "as-is" and **onsemi** makes no warranty, representation or guarantee regarding the accuracy of the information, product features, availability, functionality, or suitability of its products for any particular purpose, nor does **onsemi** assume any liability arising out of the application or use of any product or circuit, and specifically disclaims any and all liability, including without limitation special, consequential or incidental damages. Buyer is responsible for its products and applications using **onsemi**
