



THERMAL CHARACTERISTICS

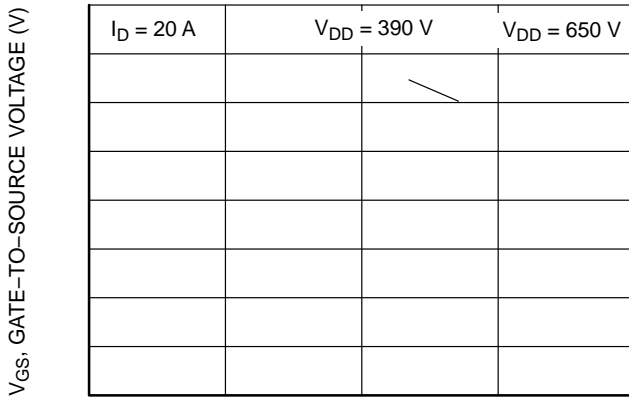
Parameter

NTBL060N065SC1



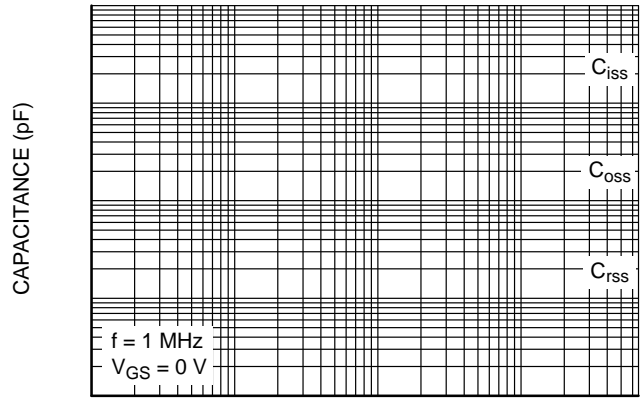
NTBL060N065SC1

TYPICAL CHARACTERISTICS



Q_g , GATE CHARGE (nC)

Figure 7. Gate-to-Source Voltage vs. Total Charge



V_{DS} , DRAIN-TO-SOURCE VOLTAGE (V)

Figure 8. Capacitance vs. Drain-to-Source Voltage

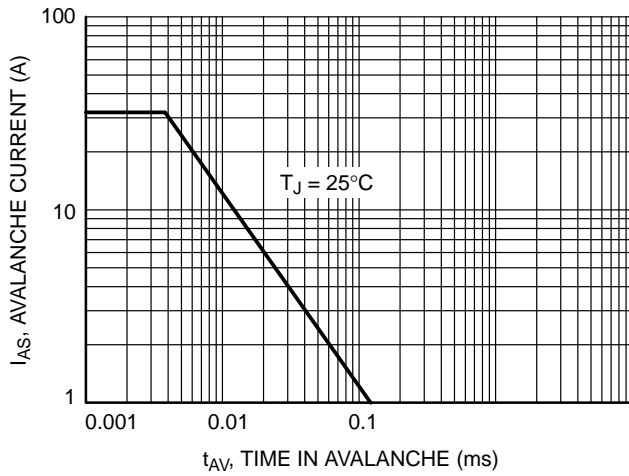


Figure 9. Unclamped Inductive Switching Capability

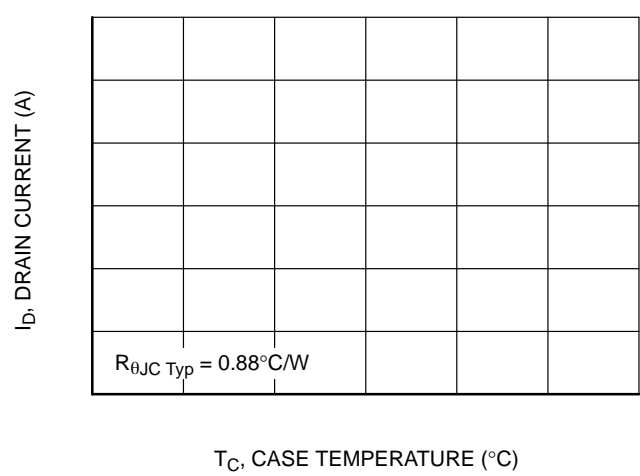

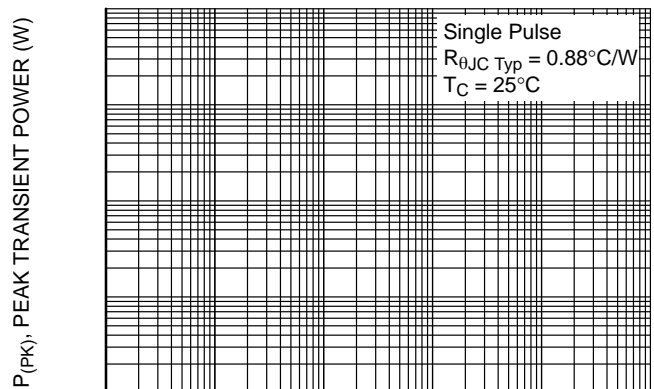


Figure 10. Maximum Continuous Drain Current vs. Case Temperature




V_{DS} , DRAIN-TO-SOURCE VOLTAGE (V)

Figure 11. Safe Operating Area



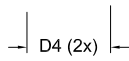
t, PULSE WIDTH (sec)

Figure 12. Single Pulse Maximum Power Dissipation



H-PSOF8L 9.90x10.38x2.30, 1.20P
CASE 100DC
ISSUE D

DATE 30 JUL 2024




LAND PATTERN
RECOMMENDATION



- H/2

**GENERIC
MARKING DIAGRAM***



XXXX = Specific Device Code
A = Assembly Location
Y = Year
WW = Work Week
ZZ = Assembly Lot Code

*This information is generic. Please refer to device data sheet for actual part marking. Pb-Free indicator, "G" or microdot "▪", may or may not be present. Some products may not follow the Generic Marking.

onsemi, **onsemi**, and other names, marks, and brands are registered and/or common law trademarks of Semiconductor Components Industries, LLC dba "**onsemi**" or its affiliates and/or subsidiaries in the United States and/or other countries. **onsemi** owns the rights to a number of patents, trademarks, copyrights, trade secrets, and other intellectual property. A listing of **onsemi**'s product/patent coverage may be accessed at www.onsemi.com/site/pdf/Patent-Marking.pdf. **onsemi** reserves the right to make changes at any time to any products or information herein, without notice. The information herein is provided "as-is" and **onsemi** makes no warranty, representation or guarantee regarding the accuracy of the information, product features, availability, functionality, or suitability of its products for any particular purpose, nor does **onsemi** assume any liability arising out of the application or use of any product or circuit, and specifically disclaims any and all liability, including without limitation special, consequential or incidental damages. Buyer is responsible for its products and applications using **onsemi**
