

100% Avalanche Tested

- These Devices are RoHS Compliant

Typical Applications

-

NTH4L014N120M3P

THERMAL CHARACTERISTICS

Parameter	Symbol	Typ	Max	Unit
Junction-to-Case – Steady State (Note 1)	$R_{\theta JC}$	0.17	0.22	°C/W
Junction-to-Ambient – Steady State (Note 1)	$R_{\theta JA}$		40	

RECOMMENDED OPERATING CONDITIONS

Parameter	Symbol	Value	Unit
Operation Values of Gate-to-Source Voltage	V_{GSop}		

NTH4L014N120M3P

ELECTRICAL CHARACTERISTICS ($T_J = 25^\circ\text{C}$ unless otherwise specified) (continued)

NTH4L014N120M3P

NTH4L014N120M3P

TYPICAL CHARACTERISTICS

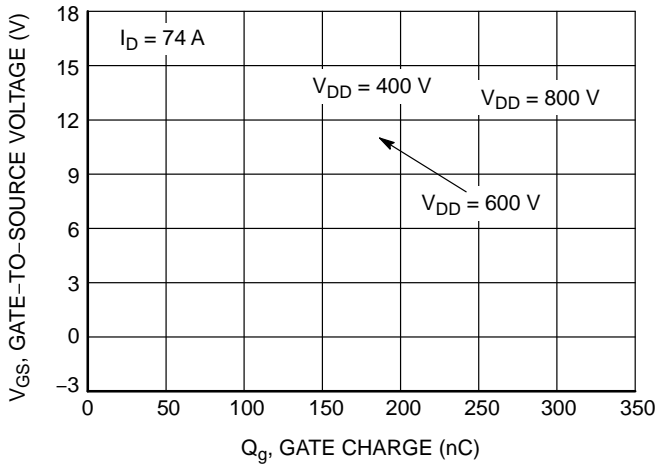


Figure 7. Gate-to-Source Voltage vs. Total Charge

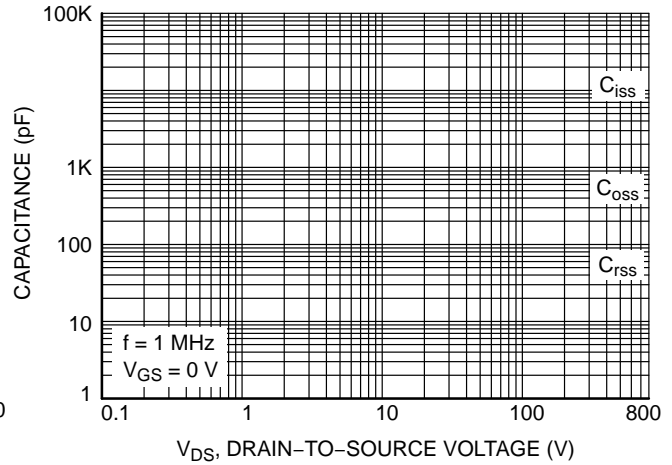


Figure 8. Capacitance vs. Drain-to-Source Voltage

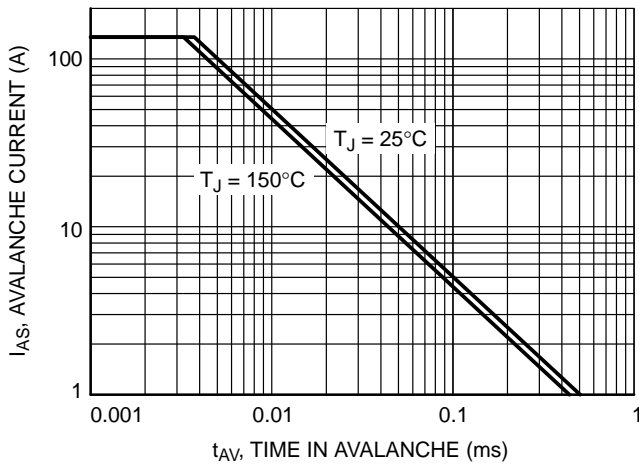


Figure 9. Unclamped Inductive Switching Capability

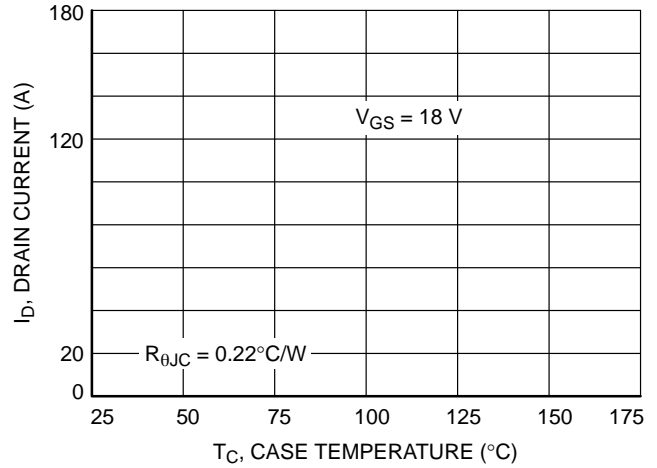


Figure 10. Maximum Continuous Drain Current vs. Case Temperature

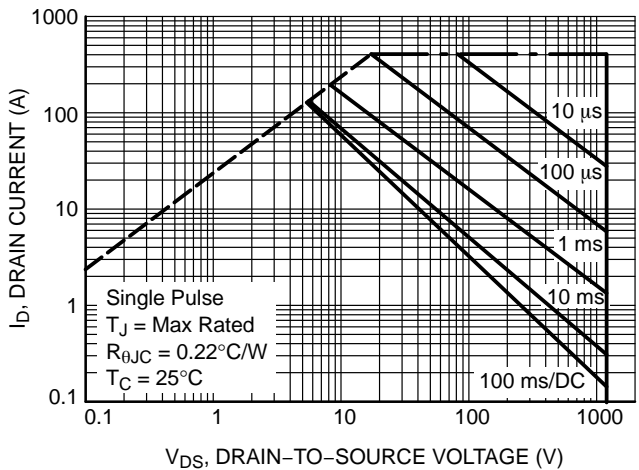


Figure 11. Safe Operating Area

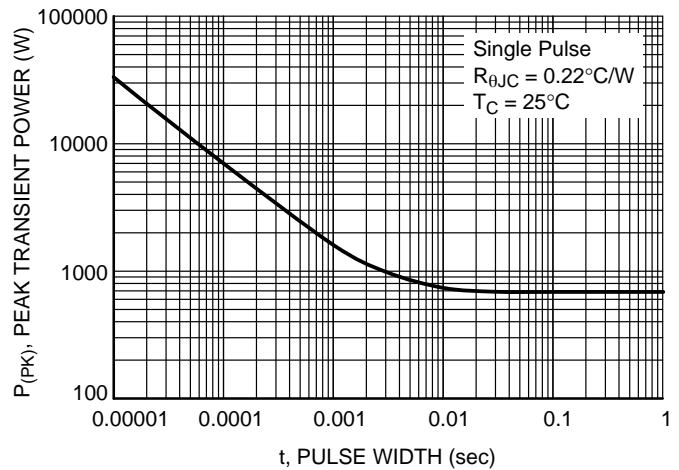


Figure 12. Single Pulse Maximum Power Dissipation

NTH4L014N120M3P

TYPICAL CHARACTERISTICS

I

Figure 13. Switching Loss vs. Drain Current

Figure 14. Switching Loss vs. Drain Voltage

TO-247-4LD
CASE 340CJ
ISSUE A

DATE 16 SEP 2019

A E A B
A2 E1 \emptyset p1
D2

E/2 Q

D D1

\emptyset

L1

b2 A1

b1 (3X) L

1 4

e1 b(4X) c

e 2X

\oplus 0.254 (M) B A (M)

onsemi, **onsemi**, and other names, marks, and brands are registered and/or common law trademarks of Semiconductor Components Industries, LLC dba "**onsemi**" or its affiliates and/or subsidiaries in the United States and/or other countries. **onsemi** owns the rights to a number of patents, trademarks, copyrights, trade secrets, and other intellectual property. A listing of **onsemi**'s product/patent coverage may be accessed at www.onsemi.com/site/pdf/Patent-Marking.pdf. **onsemi** reserves the right to make changes at any time to any products or information herein, without notice. The information herein is provided "as-is" and **onsemi** makes no warranty, representation or guarantee regarding the accuracy of the information, product features, availability, functionality, or suitability of its products for any particular purpose, nor does **onsemi** assume any liability arising out of the application or use of any product or circuit, and specifically disclaims any and all liability, including without limitation special, consequential or incidental damages. Buyer is responsible for its products and applications using **onsemi**
