



Pin Description

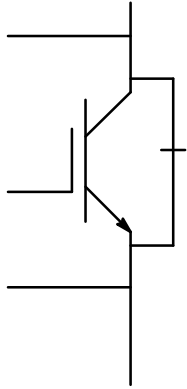


Figure 1. Pin Description

VE-Trac™ Direct Module NVH820S75L4SPC

MODULE CHARACTERISTICS (T_{vj} = 25°C, Unless Otherwise Specified)

Symbol	Parameter	Rating	Unit
T _{vj}	Operating Junction Temperature	-40 to 175	°C
T _{STG}	Storage Temperature	-40 to 125	°C
V _{ISO}	Isolation Voltage (DC, 0 Hz, 1 s)	4200	V
L _{sCE}	Stray Inductance	8	nH
RCC'+EE'	Module Lead Resistance, Terminals – Chip	0.75	mΩ
G			

VE-Trac™ Direct Module NVH820S75L4SPC



VE-Trac™ Direct Module NVH820S75L4SPC

CHARACTERISTICS OF INVERSE DIODE ($T_{vj} = 25^{\circ}\text{C}$, Unless Otherwise Specified)

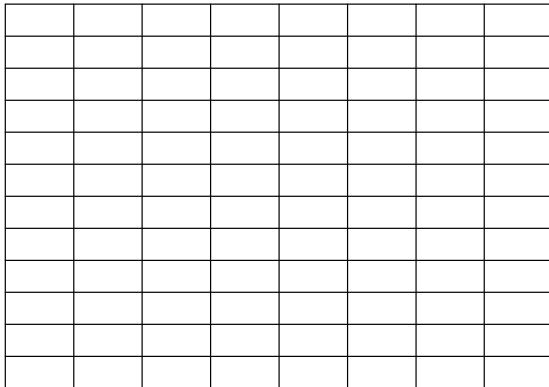
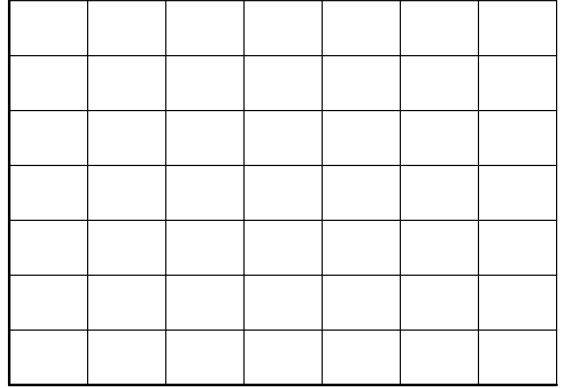
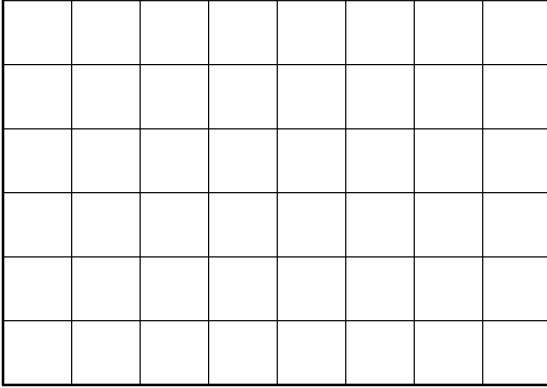
Symbol	Parameters	Conditions		Min	Typ	Max	Unit
V_F	Diode Forward Voltage (Terminal)	$I_F = 600 \text{ A}$	$T_{vj} = 25^{\circ}\text{C}$	–	1.70	1.95	V
	Diode Forward Voltage (Chip)	$I_F = 600 \text{ A}$	$T_{vj} = 25^{\circ}\text{C}$	–	1.60	1.85	
			$T_{vj} = 150^{\circ}\text{C}$	–	1.55	–	
		$I_F = 820 \text{ A}$	$T_{vj} = 175^{\circ}\text{C}$	–	1.50	–	
			$T_{vj} = 25^{\circ}\text{C}$	–	1.70	–	
			$T_{vj} = 150^{\circ}\text{C}$	–	1.70	–	
			$T_{vj} = 175^{\circ}\text{C}$	–	1.65	–	
E_{rr}	Reverse Recovery Energy	$I_F = 600 \text{ A}, V_R = 400 \text{ V},$ $V_{GE} = -8 \text{ V},$ $R_{g,on} = 4 \Omega$					

VE-Trac™ Direct Module NVH820S75L4SPC

TYPICAL CHARACTERISTICS

VE-Trac™ Direct Module NVH820S75L4SPC

TYPICAL CHARACTERISTICS



VE-Trac™ Direct Module NVH820S75L4SPC

CASE 183AC
ISSUE A

onsemi, **onsemi**, and other names, marks, and brands are registered and/or common law trademarks of Semiconductor Components Industries, LLC dba "**onsemi**" or its affiliates and/or subsidiaries in the United States and/or other countries. **onsemi** owns the rights to a number of patents, trademarks, copyrights, trade secrets, and other intellectual property. A listing of **onsemi**'s product/patent coverage may be accessed at www.onsemi.com/site/pdf/Patent-Marking.pdf. **onsemi** reserves the right to make changes at any time to any products or information herein, without notice. The information herein is provided "as-is" and **onsemi** makes no warranty, representation or guarantee regarding the accuracy of the information, product features, availability, functionality, or suitability of its products for any particular purpose, nor does **onsemi** assume any liability arising out of the application or use of any product or circuit, and specifically disclaims any and all liability, including without limitation special, consequential or incidental damages. Buyer is responsible for its products and applications using **onsemi**
