



Surface-Mount Silicon Pin Photodiode

QSB34GR, QSB34ZR, QSB34CGR, QSB34CZR

PLCC 2 LEAD
CASE 776AX

Features

- Daylight Filter (QSB34GR and QSB34ZR Only)
- Surface-Mount Packages:
 - ◆ QSB34GR / QSB34CGR for Over-Mount Board
 - ◆ QSB34ZR / QSB34CZR for Under-Mount Board
- Fast PIN Photodiode
- Wide Reception Angle: 120°
- Large Chip Size: 3 mm x 3 mm
- Sensitive Area: 2.55 mm x 2.55 mm
- High Sensitivity
- Low Capacitance
- These Devices are Pb-Free, Halogen Free/BFR Free and are RoHS Compliant

SCHEMATIC

ORDERING INFORMATION

Part Number	Operating Temperature	Package	Shipping [†]
QSB34GR	-25 to +85°C	PLCC 2 Lead, case 776AX (Pb-Free)	1000 / Tape & Reel
QSB34ZR		PLCC 2 Lead, case 776AY (Pb-Free)	
QSB34CGR		PLCC 2 Lead, case 776AX (Pb-Free)	
QSB34CZR		PLCC 2 Lead, case 776AY (Pb-Free)	

[†]For information on tape and reel specifications, including part orientation and tape sizes, please refer to our Tape and Reel Packaging Specifications Brochure, BRD8011/D.

MAXIMUM RATINGS

QSB34GR, QSB34ZR, QSB34CGR, QSB34CZR

TYPICAL PERFORMANCE CHARACTERISTICS

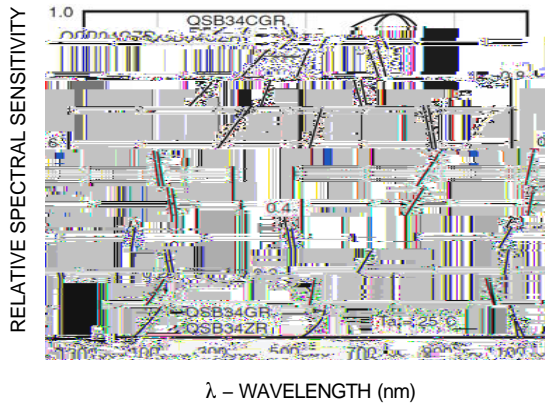


Figure 1. Relative Spectral Sensitivity vs. Wavelength

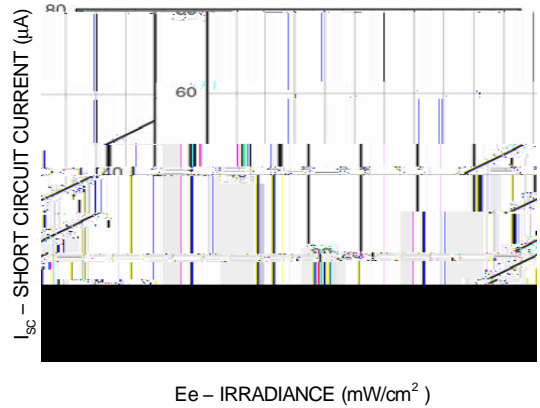


Figure 2. Short Circuit Current vs. Irradiance

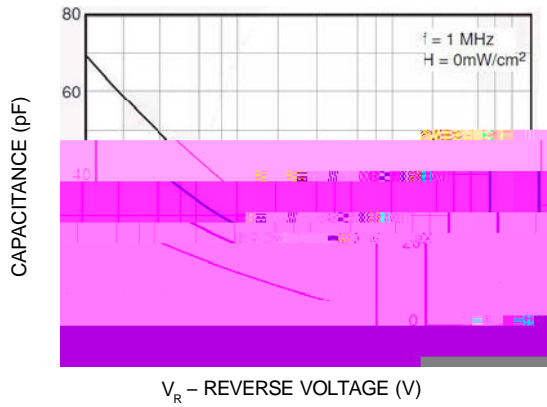


Figure 3. Capacitance vs. Reverse Voltage

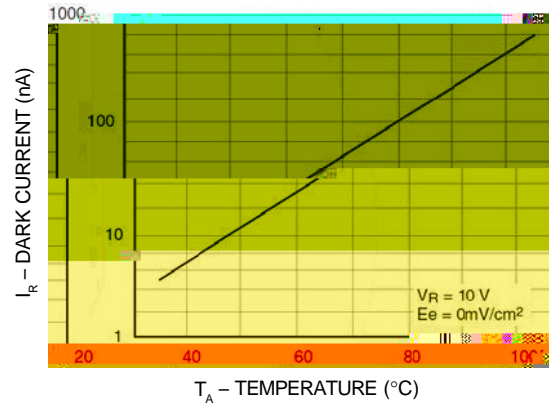


Figure 4. Dark Current vs. Temperature

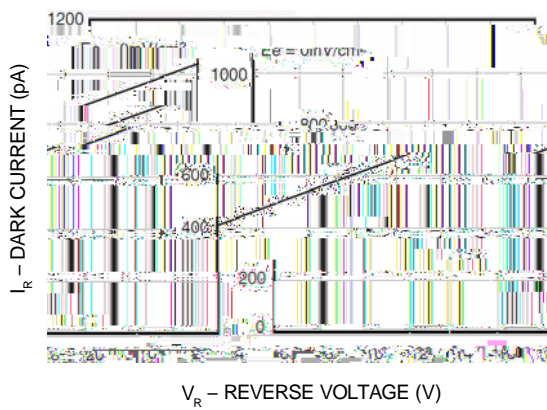


Figure 5. Dark Current vs. Reverse Voltage

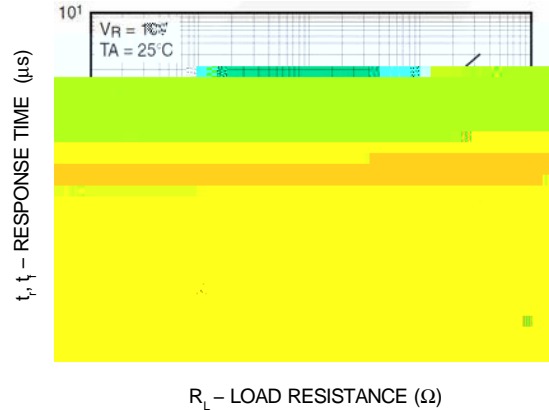


Figure 6. Response Time vs. Load Resistance

PLCC 2 LEAD
CASE 776AX
ISSUE O

DATE 28 FEB 2017

4.50
4.30

5.40

1.80

4.00
3.8

OP VIEW

PHOTOSENSITIVE SURFACE

1.80 MAX

1.10
0.90

5°
0°

IN

FRONT VIE

PLCC 2 LEAD

PACKAGE

ANODE

1.70
1.50

4.50
4.30

CHIP
CENTER

1.75

5.40

1.80

4.00
3.80

0.90
0.70

CHIP

0.175

8.90

6.70
6.10

FLAT
0.30 MIN

10
0.90

5°
0°

1.80 MAX

1.30
1.10
0.30

onsemi, **onsemi**, and other names, marks, and brands are registered and/or common law trademarks of Semiconductor Components Industries, LLC dba "**onsemi**" or its affiliates and/or subsidiaries in the United States and/or other countries. **onsemi** owns the rights to a number of patents, trademarks, copyrights, trade secrets, and other intellectual property. A listing of **onsemi**'s product/patent coverage may be accessed at www.onsemi.com/site/pdf/Patent-Marking.pdf. **onsemi** reserves the right to make changes at any time to any products or information herein, without notice. The information herein is provided "as-is" and **onsemi** makes no warranty, representation or guarantee regarding the accuracy of the information, product features, availability, functionality, or suitability of its products for any particular purpose, nor does **onsemi** assume any liability arising out of the application or use of any product or circuit, and specifically disclaims any and all liability, including without limitation special, consequential or incidental damages. Buyer is responsible for its products and applications using **onsemi**
