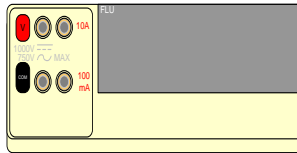




Test Procedure for the NCP3170BGEVB Evaluation Board



The following steps describe the test procedure for all these boards:

Suggested Equipment:

| | |
|--------------------------------------|-------|
| DC Volt- | 1pc |
| DC Amp-Meter able to measure up to 2 | . 1pc |
| DC Amp- | |
| DC Electronic Load (e.g. | 1pc |

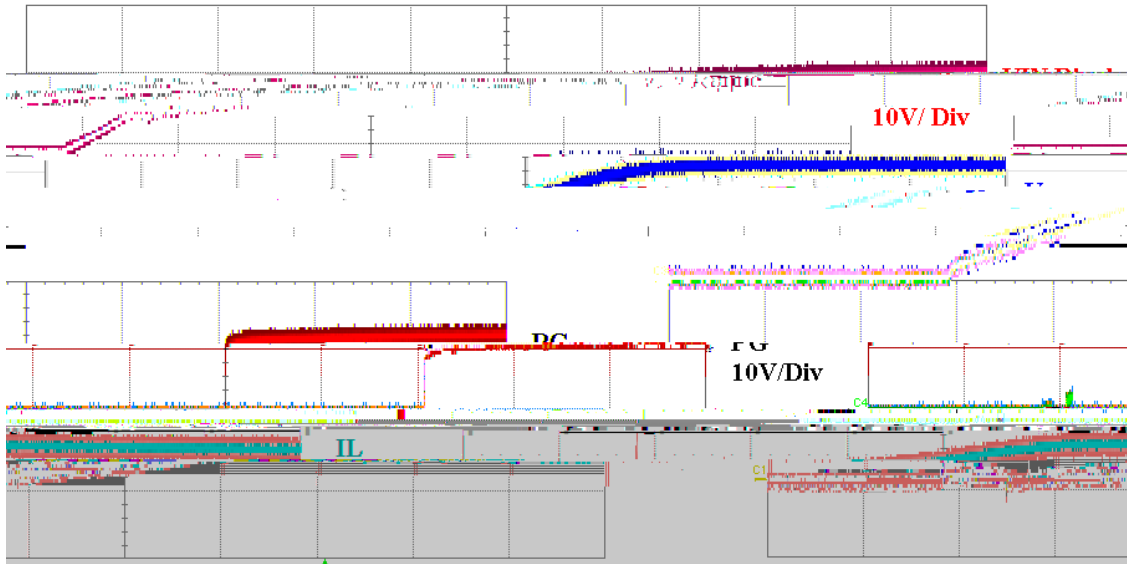


Figure 2: NCP3170B Startup and Regulation with PG Indication

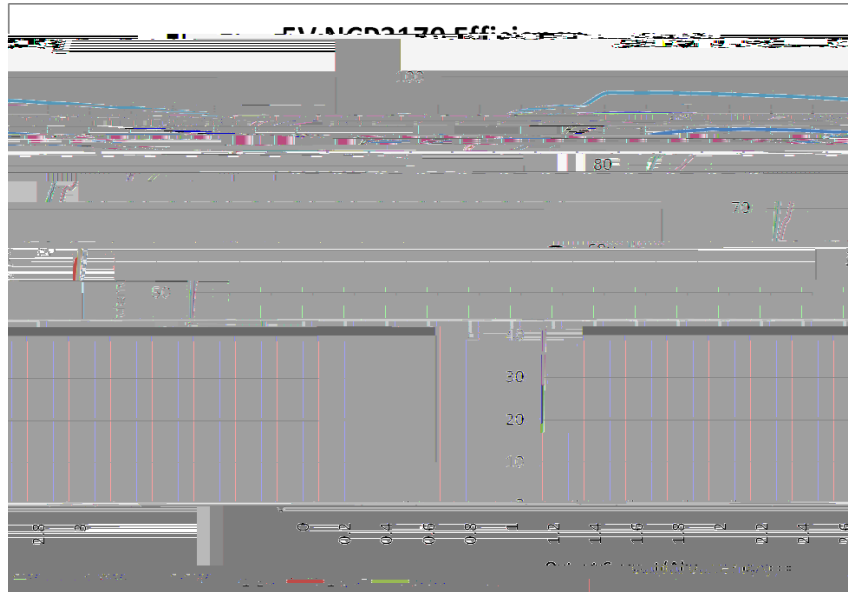


Figure 3: NCP3170 Efficiency at 5V Input and 1.2V, 1.8V, and 3.3V Output




Figure 4: NCP3170 Efficiency at 12V Input and 1.2V, 1.8V, and 3.3V Output