

PLCC68, 24.13x24.13
CASE 115AQ
ISSUE A

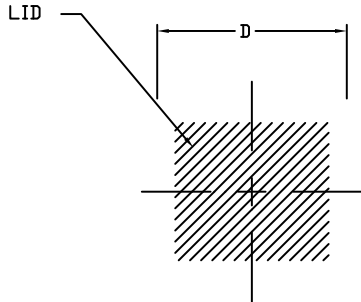
DATE 01 DEC 2011

NOTES:

1. DIMENSIONING AND TOLERANCING PER ASME
2. CONTROLLING DIMENSION: MILLIMETERS
3. DIMENSION A INCLUDES THE PACKAGE B

ATTACHED FEATURES.

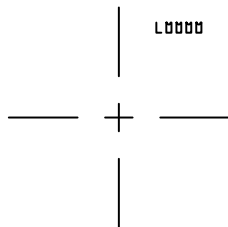
4. THE LID DEFINED BY DIMENSIONS D2 AND E2 MUST



NOTE 3

E


SE



Y14.5M, 1994.

GENERIC
MARKING DIAGRAM

Bottom of Package



XXXXX = Specific Device Code
A = Assembly Location
WL = Wafer Lot
YY = Year
WW = Work Week
NNNN = Serial Number
e 1.27 BSC

