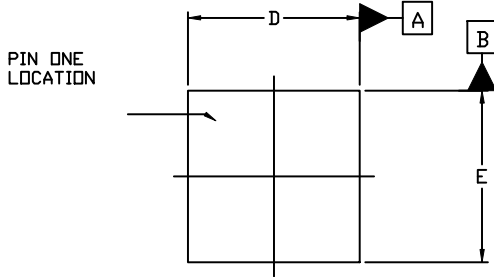
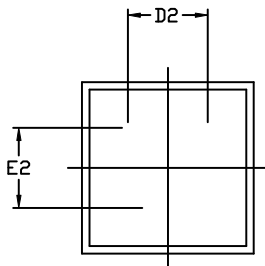


**QFNW16 3x3, 0.5P**  
**CASE 484AN**  
**ISSUE A**

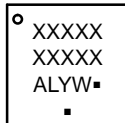
DATE 22 AUG 2018



DIM	MILLIMETERS		
	MIN.	NDM.	
A	0.80	0.90	
A1	---	---	
A <sup>2</sup>		---	---
b			0.30
D			
D2	1.30	1.40	
E		J	3.10
E2	1.30	1.40	1.50
e	0.50 BSC		



**GENERIC MARKING DIAGRAM\***



- XXXXX = Specific Device Code
  - A = Assembly Location
  - L = Wafer Lot
  - Y = Year
  - W = Work Week
  - = Pb-Free Package
- (Note: Microdot may be in either location)

\*This information is generic. Please refer to device data sheet for actual part marking. Pb-Free indicator, "G" or microdot "▪", may or may not be present. Some products may not follow the Generic Marking.