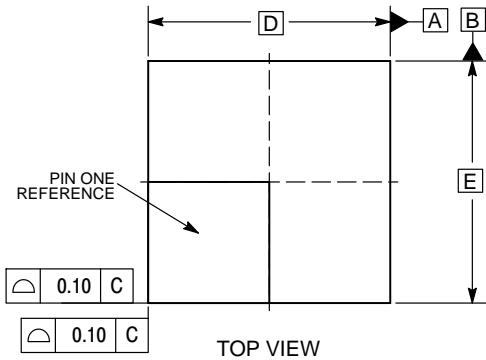


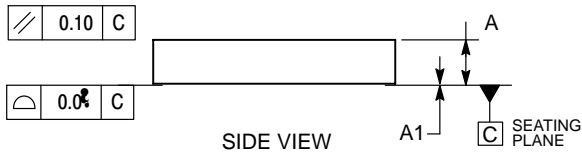
WDFN10 4x4, 0.8P  
CASE 511CE  
ISSUE O

DATE 17 SEP 2014

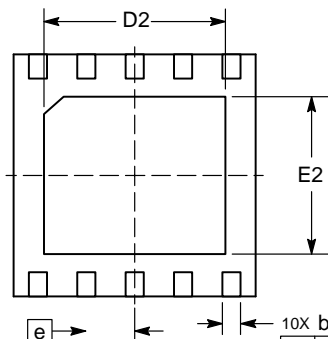
SCALE 2:1



$\overline{\Delta}$	0.10	C
$\overline{\Delta}$	0.10	C



$\parallel$	0.10	C
$\overline{\Delta}$	0.05	C



$\oplus$	0.10	C	A	B
	0.05	C	NOTE 3	

NOTES:

1. DIMENSIONING AND TOLERANCING PER ASME Y14.5M, 1994.
2. CONTROLLING DIMENSION: MILLIMETERS.
3. DIMENSION b APPLIES TO PLATED TERMINAL AND IS MEASURED BETWEEN 0.25 AND 0.30 MM FROM THE TERMINAL TIP.
4. COPLANARITY APPLIES TO THE EXPOSED PAD AS WELL AS THE TERMINALS.
5. DETAILS A AND B SHOW OPTIONAL VIEWS FOR END OF TERMINAL LEAD AT EDGE OF PACKAGE.
6. FOR DEVICE OPN CONTAINING W OPTION, DETAIL B ALTERNATE CONSTRUCTION IS NOT APPLICABLE.

