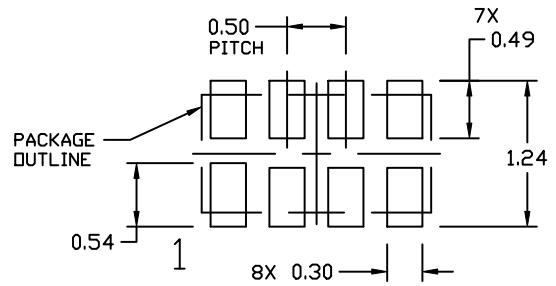

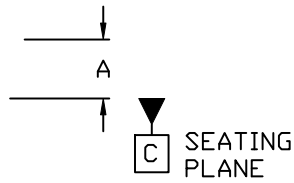
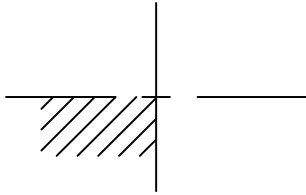




SCALE 4:1

UDFN8, 1.95x1.0, 0.5P
CASE 517CA
ISSUE A

DATE 22 SEP 2020

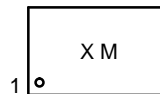


**RECOMMENDED
MOUNTING FOOTPRINT***

Additional information on our PCB Mounting Techniques Reference Manual, SOLDERM/D.

* For additional information, refer to the PCB Mounting Techniques Reference Manual, SOLDERM/D.

**GENERIC
MARKING DIAGRAM***



X = Specific Device Code
M = Date Code

*This information is generic. Please refer to device data sheet for actual part marking. Pb-Free indicator, "G" or microdot "•", may or may not be present. Some products may not follow the Generic Marking.