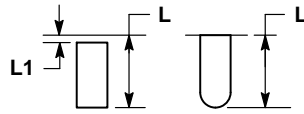
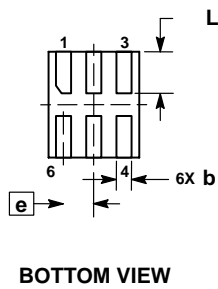
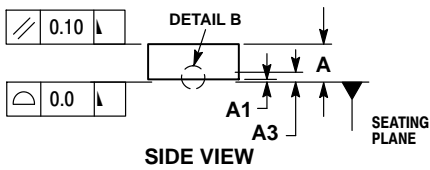
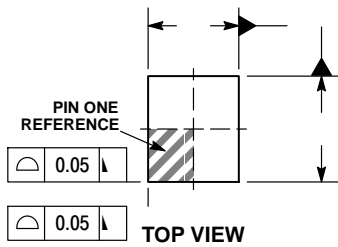


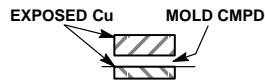
UDFN6 1.2x1.4, 0.4P
CASE 517CW
ISSUE O

SCALE 4:1

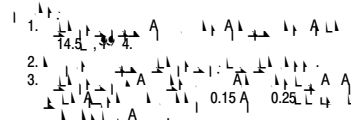
DATE 09 JAN 2014



DETAIL A
OPTIONAL TERMINAL
CONSTRUCTIONS

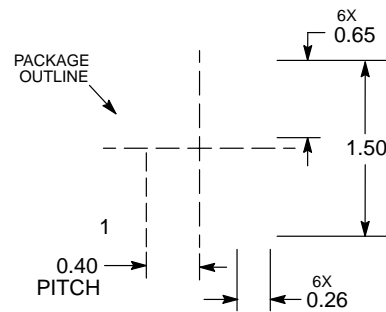


DETAIL B
OPTIONAL
CONSTRUCTION



DIM	MILLIMETERS	
	MIN	MAX
A	0.45	0.55
A1	0.00	0.05
A3	0.13	0.25
b	0.15	0.25
D	1.20	
E	1.40	
e	0.40	
L	0.50	0.60
L1	---	0.15

RECOMMENDED
SOLDERING FOOTPRINT*



DIMENSIONS: MILLIMETERS

*For additional information on our Pb-Free strategy and soldering details, please download the **onsemi** Soldering and Mounting Techniques Reference Manual, SOLDERRM/D.