

UQFN12 1.7x2.0, 0.4P
CASE 523AE
ISSUE A

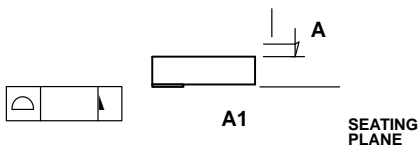
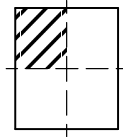
DATE 11 JUN 2007



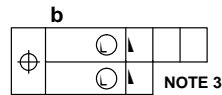
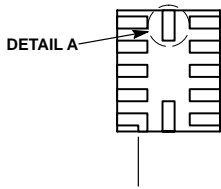

SCALE 4:1



DETAIL A

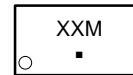


SEATING PLANE



NOTE 3

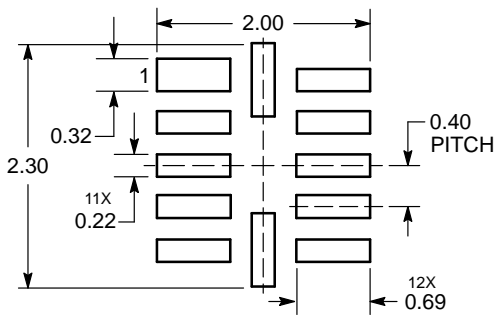
GENERIC MARKING DIAGRAM*



- XX = Specific Device Code
- M = Date Code
- = Pb-Free Package

*This information is generic. Please refer to device data sheet for actual part marking. Pb-Free indicator, "G" or microdot "■", may or may not be present.

MOUNTING FOOTPRINT
SOLDERMASK DEFINED



DIMENSIONS: MILLIMETERS