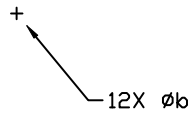
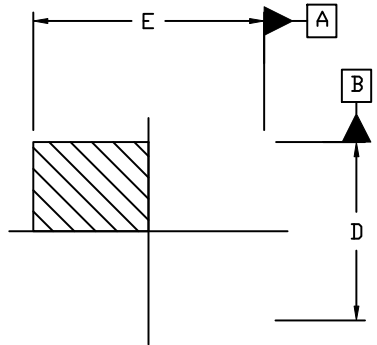


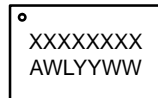
WLCSP12, 1.48x1.91x0.51
CASE 567XE
ISSUE A

DATE 22 FEB 2019



BOTTOM

GENERIC MARKING DIAGRAM*



- XXXX = Specific Device Code
- A = Assembly Location
- WL = Wafer Lot
- YY = Year
- WW = Work Week

*This information is generic. Please refer to device data sheet for actual part marking. Pb-Free indicator, "G" or microdot "+", may or may not be present. Some products may not follow the Generic Marking.