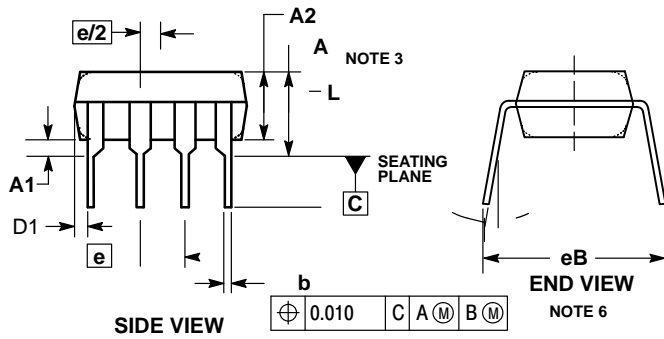
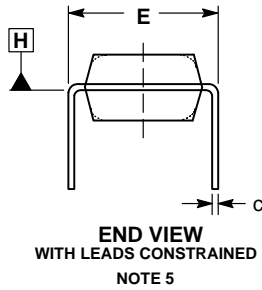
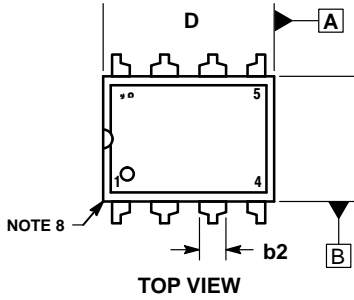


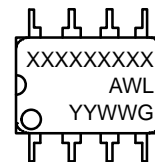
**PDIP 8**  
CASE 626-05  
ISSUE P

DATE 22 APR 2015



DIM	INCHES			
	MIN	MAX		
A	----	0.210		
A1	0.015	----		
A2	0.115	0.195	2.92	4.95
b	0.014	0.022		
C	0.008	0.014		
D	0.355	0.400		
D1	0.005	----		
E	0.300	0.325		
e	0.100 BSC			
L	0.115	0.150	2.92	3.81

**GENERIC  
MARKING DIAGRAM\***



- XXXX = Specific Device Code
- A = Assembly Location
- WL = Wafer Lot
- YY = Year
- WW = Work Week
- G = Pb-Free Package