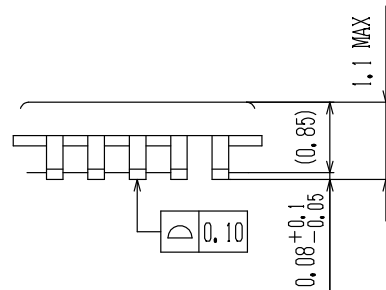
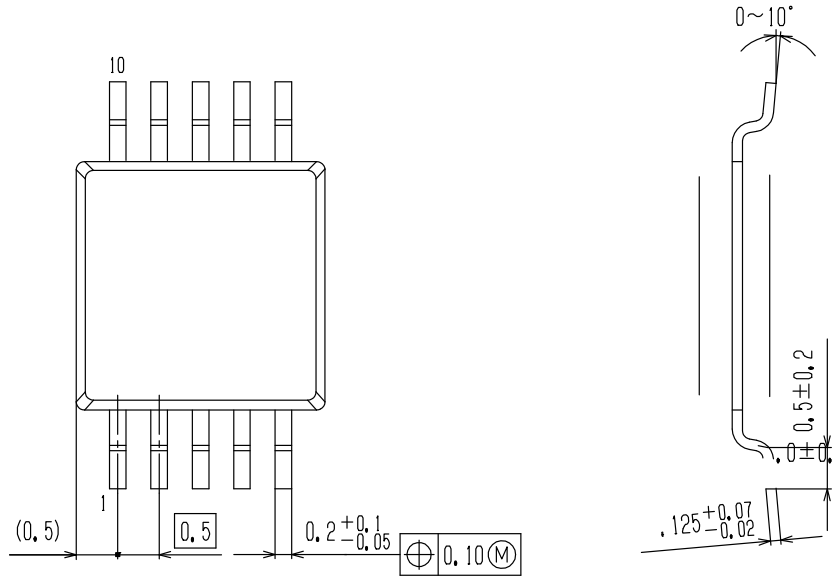
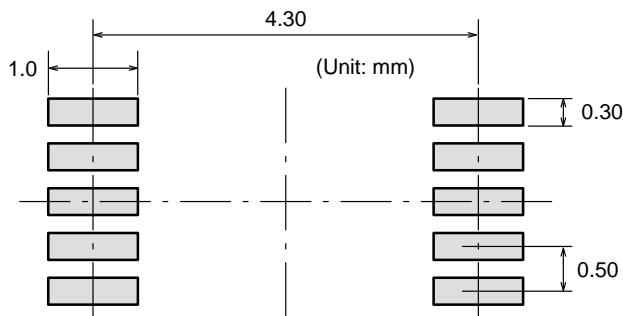


Micro10 / MSOP10 (150 mil)
CASE 846AG
ISSUE A

DATE 23 OCT 2013



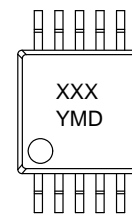
SOLDERING FOOTPRINT*



NOTE: The measurements are not to guarantee but for reference only.

*For additional information on our Pb-Free strategy and soldering details, please download the **onsemi** Soldering and Mounting Techniques Reference Manual, SOLDERRM/D.

GENERIC MARKING DIAGRAM*



XXX = Specific Device Code
Y = Year
M = Month
D = Additional Traceability Data

*This information is generic. Please refer to device data sheet for actual part marking. Pb-Free indicator, "G" or microdot "•", may or may not be present.